

London, Brighton, Horsham, Gatwick Airport and East Croydon to Stevenage, Peterborough, Cambridge, Ely and Kings Lynn

Mondays to Fridays

Operator Days of operation/Notes 1st Class/Reservations/Bus/Ferry Catering facilities	GN 1	GN 1	GN 1	TL 1	TL 1	GR A 1R X	GN 1	GR B 1R X	TL 1	GN 1	GN 1	GR C 1R X	TL 1	GN 1	TL 1	GN 1	GR D 1R X	GR B 1R X
Brighton (BTN)	10 d														0506			
Horsham (HRH)	4 d																	
Gatwick Airport (GTW)	10 d														0546			
Redhill (RDH)	d																	
East Croydon (ECR)	d														0601			
London Bridge (LBG)	4 d														0616			
London Blackfriars (BFR)	3 d														0622			
City Thameslink (CTK)	3 d														0624			
Farringdon (ZFD)	3 d														0626			
St Pancras International (STP)	15 d														0631			
London Kings Cross (KGX)	15 d			0501	0512	0531	0548	0554	0600	0547	0536	0601	0645	0617	0606		0654	0703
Finsbury Park (FPK)	a			0506	0517	0536				0552	0541	0606		0622	0611	0637		
Finsbury Park (FPK)	d			0507	0518	0538				0553	0542	0608		0623	0612	0638		
Alexandra Palace (AAP)	d										0547				0617			
Potters Bar (PBR)	d										0556				0626			
Hatfield (HAT)	d										0602				0632			
Welwyn Garden City (WGC)	4 d										0610e				0638			
Welwyn North (WLW)	d										0612				0640			
Knebworth (KBW)	d										0616				0644			
Stevenage (SVG)	4 d			0531	0537	0559	0610u			0615	0620	0628		0645c	0648	0659		
Hitchin (HIT)	4 d			0539	0542	0604				0620	0626	0634		0650	0654	0704		
Arlesey (ARL)	d			0547						0626				0656				
Biggleswade (BIW)	d			0553						0634				0701				
Sandy (SDY)	d			0557						0638				0705				
St Neots (SNO)	d			0604						0646				0713				
Huntingdon (HUN)	d			0611						0653				0722				
Peterborough (PBO)	8 a			0627		0639		0648	0709			0735	0740				0750	0756
Letchworth Garden City (LET)	d			0544		0610					0631	0639			0700	0710		
Baldock (BDK)	d			0547		0613					0634	0642			0703	0713		
Ashwell & Morden (AWM)	d			0552		0618						0647			0708	0718		
Royston (RYS)	d			0557		0623					0643	0652			0713	0723		
Meldreth (MEL)	d			0600							0646				0716			
Shepreth (STH)	d			0604							0650				0720			
Foxton (FXN)	d			0606							0652				0722			
Cambridge South (CMS)	d			0613		0635		0639			0659	0706			0729	0735	0739	
Cambridge (CBG)	a			0619		0639		0643			0705	0710			0735	0739	0743	
Cambridge (CBG)	d	0542	0615					0645				0713					0745	
Cambridge North (CMB)	d	0546	0619					0649				0717					0749	
Waterbeach (WBC)	d	0551	0624					0654				0722					0754	
Ely (ELY)	4 a	0600	0633					0703				0731					0803	
Ely (ELY)	4 d	0601	0634					0704				0732					0804	
Littleport (LTP)	d	0608	0641					0711				0739					0811	
Downham Market (DOW)	d	0618	0650					0720				0748					0820	
Watlington (WTG)	d	0623	0656					0726				0754					0826	
Kings Lynn (KLN)	a	0633	0705					0735				0803					0835	

CAMBRIDGE SOUTH STATION IS EXPECTED TO OPEN IN JUNE 2026

For the complete service between Brighton and London see table 175

For the complete service between Horsham and London see table 174

For the complete service between Gatwick Airport and London see table 173

For the complete service between London and Welwyn Garden City see table 016

For the complete service between Cambridge South and Cambridge see table 014

For the complete service between Cambridge, Ely and Kings Lynn see table 013

NOTES (see introductory pages for explanation of train operator codes and standard symbols)

- a Arrival time
- d Departure time
- u Stops to pick up only
- c Arrives 3 minutes earlier
- e Arrives 4 minutes earlier

- A To Aberdeen
- B To Leeds
- C To Lincoln
- D To Edinburgh

London, Brighton, Horsham, Gatwick Airport and East Croydon to Stevenage, Peterborough, Cambridge, Ely and Kings Lynn

Mondays to Fridays

Operator Days of operation/Notes 1st Class/Reservations/Bus/Ferry Catering facilities	TL 1	GN 1	TL 1	GN 1	GR E 1R 1	TL 1	GN 1	TL 1	GC F 1R 1	GN 1	GR D 1R 1	GR B 1R 1	TL G 1	GN 1	TL 1	GN 1	GR C 1R 1	TL 1
Brighton (BTN)	10 d			0544				0609								0639		
Horsham (HRH)	4 d	0525				0552												0654
Gatwick Airport (GTW)	10 d	0549		0616		0619		0646					0644		0716			0719
Redhill (RDH)	d	0559				0629							0659					0729
East Croydon (ECR)	d	0615		0631		0645		0701					0715		0731			0745
London Bridge (LBG)	4 d	0631		0646		0701		0716					0731		0746			0801
London Blackfriars (BFR)	3 d	0637		0652		0707		0722					0737		0752			0807
City Thameslink (CTK)	3 d	0639		0654		0709		0724					0739		0754			0809
Farringdon (ZFD)	3 d	0641		0656		0711		0726					0741		0756			0811
St Pancras International (STP)	15 d	0646		0701		0716		0731					0746		0801			0816
London Kings Cross (KGX)	15 d		0636		0724	0745		0705		0748	0754	0803	0810		0735		0824	0847
Finsbury Park (FPK)	a	0652	0641	0707		0722	0711	0737					0752	0741	0807			0822
Finsbury Park (FPK)	a	0653	0642	0708		0723	0712	0738					0753	0742	0808			0823
Alexandra Palace (AAP)	d		0647			0717								0747				
Potters Bar (PBR)	d		0656			0726								0756				
Hatfield (HAT)	d		0702			0732								0802				
Welwyn Garden City (WGC)	4 d		0710e			0740e								0810e				
Welwyn North (WLW)	d		0712			0742								0812				
Knebworth (KBW)	d		0716			0746								0816				
Stevenage (SVG)	4 d	0715	0720	0729		0745	0750	0759					0815	0820	0829			0845
Hitchin (HIT)	4 d	0720	0726	0734		0750	0756	0804					0820	0826	0834			0850
Arlesey (ARL)	d	0726				0756							0826					0856
Biggleswade (BIW)	d	0731				0801							0831					0901
Sandy (SDY)	d	0735				0805							0835					0905
St Neots (SNO)	d	0743				0813							0843					0912
Huntingdon (HUN)	d	0750				0822							0850					0920
Peterborough (PBO)	8 a	0807				0833	0839		0843		0850	0856	0906				0933	0936
Letchworth Garden City (LET)	d		0731	0740			0801	0810						0831	0840			
Baldock (BDK)	d		0734	0743			0804	0813						0834	0843			
Ashwell & Morden (AWM)	d		0739	0748			0809	0818							0848			
Royston (RYS)	d		0745	0753			0815	0823						0843	0853			
Meldreth (MEL)	d		0748				0818							0846				
Shepreth (STH)	d		0752				0822							0850				
Foxton (FXN)	d		0754				0824							0852				
Cambridge South (CMS)	d		0801	0805	0809		0831	0835		0839				0859	0905	0909		
Cambridge (CBG)	a		0806	0809	0813		0836	0839		0843				0905	0909	0913		
Cambridge (CBG)	d				0815					0845						0915		
Cambridge North (CMB)	d				0819					0849						0919		
Waterbeach (WBC)	d				0824					0854						0924		
Ely (ELY)	4 a				0833					0903						0935		
Ely (ELY)	4 d				0834					0904								
Littleport (LTP)	d				0841					0911								
Downham Market (DOW)	d				0850					0920								
Watlington (WTG)	d				0856					0926								
Kings Lynn (KLN)	a				0905					0935								

NOTES (see introductory pages for explanation of train operator codes and standard symbols)

- a Arrival time
d Departure time
e Arrives 4 minutes earlier

- B To Leeds
C To Lincoln
D To Edinburgh
E To York
F To Sunderland
G From Three Bridges

London, Brighton, Horsham, Gatwick Airport and East Croydon to Stevenage, Peterborough, Cambridge, Ely and Kings Lynn

Mondays to Fridays

Operator Days of operation/Notes 1st Class/Reservations/Bus/Ferry Catering facilities	GN 1	TL 1	GN 1	GR D 1R X	GR B 1R X	TL 1	GN 1	TL 1	GN 1	GR E 1R X	TL 1	GN 1	TL 1	GN 1	GR A 1R X	GR B 1R X	TL 1	GN 1
Brighton (BTN)	10 d		0709						0739					0809				
Horsham (HRH)	4 d					0724					0755						0824	
Gatwick Airport (GTW)	10 d		0746			0749		0816			0819		0846				0849	
Redhill (RDH)	d					0759					0829						0859	
East Croydon (ECR)	d		0801			0815		0831			0845		0901				0915	
London Bridge (LBG)	4 d		0816			0831		0846			0901		0916				0931	
London Blackfriars (BFR)	3 d		0822			0837		0852			0907		0922				0937	
City Thameslink (CTK)	3 d		0824			0839		0854			0909		0924				0939	
Farringdon (ZFD)	3 d		0826			0841		0856			0911		0926				0941	
St Pancras International (STP)	15 d		0831			0846		0901			0916		0931				0946	
London Kings Cross (KGX)	15 d		0805	0854	0903	0910	0835		0924	0947		0905		0954	1003	1010		0935
Finsbury Park (FPK)	a	0811	0837			0852	0841	0907			0922	0911	0937				0952	0941
Finsbury Park (FPK)	d	0812	0838			0853	0842	0908			0923	0912	0938				0953	0942
Alexandra Palace (AAP)	d	0817				0847					0917							0947
Potters Bar (PBR)	d	0826				0856					0926							0956
Hatfield (HAT)	d	0832				0902					0932							1002
Welwyn Garden City (WGC)	4 d	0840e				0910e					0940							1010
Welwyn North (WLW)	d	0842				0912					0942							1012
Knebworth (KBW)	d	0846				0916					0946							1016
Stevenage (SVG)	4 d	0850	0859			0915	0920	0929			0945	0952	0959				1015	1020
Hitchin (HIT)	4 d	0856	0904			0920	0926	0934			0950	0957	1004				1020	1026
Arlesey (ARL)	d					0926					0956							1026
Biggleswade (BIW)	d					0931					1001							1031
Sandy (SDY)	d					0935					1005							1035
St Neots (SNO)	d					0943					1013							1043
Huntingdon (HUN)	d					0950					1022							1052
Peterborough (PBO)	8 a			0950	0955	1008				1033	1041				1049	1056	1109	
Letchworth Garden City (LET)	d	0901	0910				0931	0940				1003a	1010					1031
Baldock (BDK)	d	0904	0913				0934	0943					1013					1034
Ashwell & Morden (AWM)	d		0918					0948					1018					
Royston (RYS)	d	0913	0923				0943	0953					1023					1043
Meldreth (MEL)	d	0916					0946											1046
Shepreth (STH)	d	0920					0950											1050
Foxton (FXN)	d	0922					0952											1052
Cambridge South (CMS)	d	0929	0935	0939			0959	1005	1009				1035	1039				1059
Cambridge (CBG)	a	0935	0939	0943			1005	1009	1013				1039	1043				1105
Cambridge (CBG)	d			0945					1017						1045			
Cambridge North (CMB)	d			0949					1021						1049			
Waterbeach (WBC)	d			0954					1026						1054			
Ely (ELY)	4 a			1003					1038						1103			
Ely (ELY)	4 d			1004											1104			
Littleport (LTP)	d			1011											1111			
Downham Market (DOW)	d			1020											1120			
Watlington (WTG)	d			1026											1126			
Kings Lynn (KLN)	a			1035											1135			

NOTES (see introductory pages for explanation of train operator codes and standard symbols)

- a Arrival time
- d Departure time
- e Arrives 4 minutes earlier

- A To Aberdeen
- B To Leeds
- D To Edinburgh
- E To York

London, Brighton, Horsham, Gatwick Airport and East Croydon to Stevenage, Peterborough, Cambridge, Ely and Kings Lynn

Mondays to Fridays

Operator Days of operation/Notes 1st Class/Reservations/Bus/Ferry Catering facilities	TL 1	GN 1	GR C 1 R X	TL 1	GN 1	TL 1	GN 1	GR D 1 R X	GR B 1 R X	GC H 1 R CP	TL 1	GN 1	TL 1	GN 1	GR E 1 R X	TL 1	GN 1	TL 1
Brighton (BTN)	10 d	0839				0914							0944					1014
Horsham (HRH)	4 d			0855							0925				0955			
Gatwick Airport (GTW)	10 d	0916		0919		0946					0949		1016		1019			1046
Redhill (RDH)	d			0929							0959				1029			
East Croydon (ECR)	d	0931		0945		1001					1015		1031		1045			1101
London Bridge (LBG)	4 d	0946		1001		1016					1031		1046		1101			1116
London Blackfriars (BFR)	3 d	0952		1007		1022					1037		1052		1107			1122
City Thameslink (CTK)	3 d	0954		1009		1024					1039		1054		1109			1124
Farringdon (ZFD)	3 d	0956		1011		1026					1041		1056		1111			1126
St Pancras International (STP)	15 d	1001		1016		1031					1046		1101		1116			1131
London Kings Cross (KGX)	15 d		1024	1047		1006		1054	1103	1110	1117		1036		1124	1147		1106
Finsbury Park (FPK)	a	1007		1022	1011	1037					1052	1041	1107		1122	1111		1137
Finsbury Park (FPK)	d	1008		1023	1012	1038					1053	1042	1108		1123	1112		1138
Alexandra Palace (AAP)	d			1017								1047				1117		
Potters Bar (PBR)	d			1026								1056				1126		
Hatfield (HAT)	d			1032								1102				1132		
Welwyn Garden City (WGC)	4 d			1040e								1110e				1140e		
Welwyn North (WLW)	d			1042								1112				1142		
Knebworth (KBW)	d			1046								1116				1146		
Stevenage (SVG)	4 d	1029		1045	1050	1059					1115	1120	1129		1145	1150	1159	
Hitchin (HIT)	4 d	1034		1050	1056	1104					1120	1126	1134		1150	1156	1204	
Arlesey (ARL)	d			1056							1126				1156			
Biggleswade (BIW)	d			1101							1131				1201			
Sandy (SDY)	d			1105							1135				1205			
St Neots (SNO)	d			1113							1143				1212			
Huntingdon (HUN)	d			1123c							1152				1220			
Peterborough (PBO)	8 a		1136	1141				1150	1155	1203	1208				1233	1236		
Letchworth Garden City (LET)	d	1040			1102a	1110						1131	1140				1202a	1210
Baldock (BDK)	d	1043				1113						1134	1143					1213
Ashwell & Morden (AWM)	d	1048				1118							1148					1218
Royston (RYS)	d	1053				1123						1143	1153					1223
Meldreth (MEL)	d											1146						
Shepreth (STH)	d											1150						
Foxton (FXN)	d											1152						
Cambridge South (CMS)	d	1105	1109			1135	1139					1159	1205	1209				1235
Cambridge (CBG)	a	1109	1113			1139	1143					1205	1209	1213				1239
Cambridge (CBG)	d		1117				1145								1217			
Cambridge North (CMB)	d		1121				1149								1221			
Waterbeach (WBC)	d		1126				1154								1226			
Ely (ELY)	4 a		1137				1203								1238			
Ely (ELY)	4 d						1204											
Littleport (LTP)	d						1211											
Downham Market (DOW)	d						1220											
Watlington (WTG)	d						1226											
Kings Lynn (KLN)	a						1235											

NOTES (see introductory pages for explanation of train operator codes and standard symbols)

- a Arrival time
- d Departure time
- c Arrives 3 minutes earlier
- e Arrives 4 minutes earlier

- B To Leeds
- C To Lincoln
- D To Edinburgh
- E To York
- H To Bradford Interchange

London, Brighton, Horsham, Gatwick Airport and East Croydon to Stevenage, Peterborough, Cambridge, Ely and Kings Lynn

Mondays to Fridays

Operator Days of operation/Notes 1st Class/Reservations/Bus/Ferry Catering facilities	GN I	GR J I R X	GR B I R X	TL I	GN I	TL I	GN I	GR C I R X	TL I	GN I	TL I	GN I	GR D I R X	GR B I R X	TL I	GN I	TL I	GN I
Brighton (BTN)	10 d					1044						1114						1144
Horsham (HRH)	4 d				1025				1055						1125			
Gatwick Airport (GTW)	10 d				1049	1116			1119		1146				1149		1216	
Redhill (RDH)	d				1059				1129						1159			
East Croydon (ECR)	d				1115	1131			1145		1201				1215		1231	
London Bridge (LBG)	4 d				1131	1146			1201		1216				1231		1246	
London Blackfriars (BFR)	3 d				1137	1152			1207		1222				1237		1252	
City Thameslink (CTK)	3 d				1139	1154			1209		1224				1239		1254	
Farringdon (ZFD)	3 d				1141	1156			1211		1226				1241		1256	
St Pancras International (STP)	15 d				1146	1201			1216		1231				1246		1301	
London Kings Cross (KGX)	15 d	1154	1203	1210		1136		1224	1247		1206		1254	1303	1310		1236	1324
Finsbury Park (FPK)	a				1152	1141	1207		1222	1211	1237				1252	1241	1307	
Finsbury Park (FPK)	d				1153	1142	1208		1223	1212	1238				1253	1242	1308	
Alexandra Palace (AAP)	d				1147				1217							1247		
Potters Bar (PBR)	d				1156				1226							1256		
Hatfield (HAT)	d				1202				1232							1302		
Welwyn Garden City (WGC)	4 d				1210e				1240e							1310e		
Welwyn North (WLW)	d				1212				1242							1312		
Knebworth (KBW)	d				1216				1246							1316		
Stevenage (SVG)	4 d				1216	1220	1229		1245	1250	1259				1316	1320	1329	
Hitchin (HIT)	4 d				1222	1226	1234		1250	1256	1304				1321	1326	1334	
Arlesey (ARL)	d				1227				1256							1327		
Biggleswade (BIW)	d				1233				1301							1332		
Sandy (SDY)	d				1237				1305							1336		
St Neots (SNO)	d				1244				1313							1344		
Huntingdon (HUN)	d				1253				1322							1352		
Peterborough (PBO)	8 a		1250	1256	1308			1333	1341				1350	1356	1408			
Letchworth Garden City (LET)	d				1231	1240				1302a	1310					1331	1340	
Baldock (BDK)	d				1234	1243					1313					1334	1343	
Ashwell & Morden (AWM)	d					1248					1318						1348	
Royston (RYS)	d				1243	1253					1323					1343	1353	
Meldreth (MEL)	d				1246											1346		
Shepreth (STH)	d				1250											1350		
Foxton (FXN)	d				1252											1352		
Cambridge South (CMS)	d	1239			1259	1305	1309				1335	1339				1359	1405	1409
Cambridge (CBG)	a	1243			1305	1309	1313				1339	1343				1405	1409	1413
Cambridge (CBG)	d	1245					1317					1345						1417
Cambridge North (CMB)	d	1249					1321					1349						1421
Waterbeach (WBC)	d	1254					1326					1354						1426
Ely (ELY)	4 a	1303					1337					1403						1438
Ely (ELY)	4 d	1304										1404						
Littleport (LTP)	d	1311										1411						
Downham Market (DOW)	d	1321										1420						
Watlington (WTG)	d	1326										1426						
Kings Lynn (KLN)	a	1336										1435						















































NOTES (see introductory pages for explanation of train operator codes and standard symbols)

- a Arrival time
d Departure time
e Arrives 4 minutes earlier

- B To Leeds
C To Lincoln
D To Edinburgh
J To Inverness

London, Brighton, Horsham, Gatwick Airport and East Croydon to Stevenage, Peterborough, Cambridge, Ely and Kings Lynn

Mondays to Fridays

Operator	GR E	TL	GN	TL	GN	GR A	GR B	TL	GN	TL	GN	GR C	TL	GN	TL	GN	GR D	GR B
Days of operation/Notes 1st Class/Reservations/Bus/Ferry Catering facilities	   					 	 					 					 	 
Brighton (BTN)	 d			1214						1244						1314		
Horsham (HRH)	 d	1155						1224					1255					
Gatwick Airport (GTW)	  d	1219		1246				1249		1316			1319		1346			
Redhill (RDH)	d	1229						1259					1329					
East Croydon (ECR)	 d	1245		1301				1315		1331			1345		1401			
London Bridge (LBG)	 d	1301		1316				1331		1346			1401		1416			
London Blackfriars (BFR)	 d	1307		1322				1337		1352			1407		1422			
City Thameslink (CTK)	 d	1309		1324				1339		1354			1409		1424			
Farringdon (ZFD)	 d	1311		1326				1341		1356			1411		1426			
St Pancras International (STP)	  d	1316		1331				1346		1401			1416		1431			
London Kings Cross (KGX)	 d	1347		1306		1354	1403	1410		1336		1424	1447		1406		1454	1503
Finsbury Park (FPK)	 a	1322	1311	1337				1352	1341	1407			1422	1411	1437			1510
Finsbury Park (FPK)	 d	1323	1312	1338				1353	1342	1408			1423	1412	1438			
Alexandra Palace (AAP)	d		1317					1347					1417					
Potters Bar (PBR)	d		1326					1356					1426					
Hatfield (HAT)	d		1332					1402					1432					
Welwyn Garden City (WGC)	 d		1340e					1410e					1440e					
Welwyn North (WLW)	d		1342					1412					1442					
Knebworth (KBW)	d		1346					1416					1446					
Stevenage (SVG)	 d	1345	1350	1359				1415	1420	1429			1445	1450	1459			
Hitchin (HIT)	 d	1350	1356	1404				1420	1426	1434			1450	1456	1504			
Arlesey (ARL)	d		1356					1426					1456					
Biggleswade (BIW)	d		1401					1431					1501					
Sandy (SDY)	d		1405					1435					1505					
St Neots (SNO)	d		1413					1443					1513					
Huntingdon (HUN)	d		1422					1452					1523c					
Peterborough (PBO)	 a	1434	1441			1450	1456	1509				1533	1541				1551	1556
Letchworth Garden City (LET)	d			1402a	1410				1431	1440				1501	1510			
Baldock (BDK)	d			1413					1434	1443				1504	1513			
Ashwell & Morden (AWM)	d			1418					1448					1518				
Royston (RYS)	d			1423					1443	1453				1513	1523			
Meldreth (MEL)	d								1446					1516				
Shepreth (STH)	d								1450					1520				
Foxton (FXN)	d								1452					1522				
Cambridge South (CMS)	d			1435	1439				1459	1505	1509			1529	1535	1539		
Cambridge (CBG)	a			1439	1443				1505	1509	1513			1535	1539	1543		
Cambridge (CBG)	d				1445						1517					1545		
Cambridge North (CMB)	d				1449						1521					1549		
Waterbeach (WBC)	d				1454						1526					1554		
Ely (ELY)	 a				1503						1537					1603		
Ely (ELY)	 d				1504											1604		
Littleport (LTP)	d				1511											1611		
Downham Market (DOW)	d				1520											1620		
Watlington (WTG)	d				1526											1626		
Kings Lynn (KLN)	a				1535											1635		

NOTES (see introductory pages for explanation of train operator codes and standard symbols)

- a Arrival time
- d Departure time
- c Arrives 3 minutes earlier
- e Arrives 4 minutes earlier

- A To Aberdeen
- B To Leeds
- C To Lincoln
- D To Edinburgh
- E To York

London, Brighton, Horsham, Gatwick Airport and East Croydon to Stevenage, Peterborough, Cambridge, Ely and Kings Lynn

Mondays to Fridays

Operator Days of operation/Notes 1st Class/Reservations/Bus/Ferry Catering facilities	TL 1	GN 1	TL 1	GN 1	GR E 1R 1	TL 1	GN 1	TL 1	GN 1	GR A 1R 1	GR B 1R 1	GR C 1R 1	TL 1	GN 1	TL 1	GN 1	GR K 1R 1	TL 1
Brighton (BTN)	10 d		1344					1414							1444			
Horsham (HRH)	4 d	1325				1355							1425					1455
Gatwick Airport (GTW)	10 d	1349	1416			1419		1446					1449		1516			1519
Redhill (RDH)	d	1359				1429							1459					1529
East Croydon (ECR)	d	1415	1431			1445		1501					1515		1531			1545
London Bridge (LBG)	4 d	1431	1446			1501		1516					1531		1546			1601
London Blackfriars (BFR)	3 d	1437	1452			1507		1522					1537		1552			1607
City Thameslink (CTK)	3 d	1439	1454			1509		1524					1539		1554			1609
Farringdon (ZFD)	3 d	1441	1456			1511		1526					1541		1556			1611
St Pancras International (STP)	15 d	1446	1501			1516		1531					1546		1601			1616
London Kings Cross (KGX)	15 d		1436	1524	1547		1506		1554	1600	1603	1613		1536		1618	1633	
Finsbury Park (FPK)	a	1452	1441	1507		1522	1511	1537					1552	1541	1607			1622
Finsbury Park (FPK)	d	1453	1442	1508		1523	1512	1538					1553	1542	1608			1623
Alexandra Palace (AAP)	d		1447			1517								1547				
Potters Bar (PBR)	d		1456			1526								1556				
Hatfield (HAT)	d		1502			1532								1602				
Welwyn Garden City (WGC)	4 d		1510e			1540e								1610e				
Welwyn North (WLW)	d		1512			1542								1612				
Knebworth (KBW)	d		1516			1546								1616				
Stevenage (SVG)	4 d	1515	1520	1529		1545	1550	1559					1615	1620	1629			1644
Hitchin (HIT)	4 d	1520	1526	1534		1550	1556	1604					1620	1626	1634			1650
Arlesey (ARL)	d	1526				1556							1626					1655
Biggleswade (BIW)	d	1531				1601							1631					1701
Sandy (SDY)	d	1535				1605							1635					1705
St Neots (SNO)	d	1543				1613							1643					1712
Huntingdon (HUN)	d	1550				1623c							1652					1720
Peterborough (PBO)	8 a	1608			1633	1641				1647	1650	1659	1708				1720	1736
Letchworth Garden City (LET)	d		1531	1540			1601	1610						1631	1640	1647		
Baldock (BDK)	d		1534	1543			1604	1613						1634	1643			
Ashwell & Morden (AWM)	d			1548				1618						1639	1648			
Royston (RYS)	d		1543	1553			1613	1623						1645	1653	1657		
Meldreth (MEL)	d		1546				1616							1648				
Shepreth (STH)	d		1550				1620							1652				
Foxton (FXN)	d		1552				1622							1654				
Cambridge South (CMS)	d		1559	1605	1609		1629	1635	1639					1701	1705	1709		
Cambridge (CBG)	a		1606	1609	1613		1635	1639	1643					1706	1709	1713		
Cambridge (CBG)	d			1615					1645							1715		
Cambridge North (CMB)	d			1619					1649							1719		
Waterbeach (WBC)	d			1624					1654							1724		
Ely (ELY)	4 a			1633					1703							1733		
Ely (ELY)	4 d			1634					1704							1734		
Littleport (LTP)	d			1641					1711							1741		
Downham Market (DOW)	d			1650					1720							1750		
Watlington (WTG)	d			1656					1726							1756		
Kings Lynn (KLN)	a			1705					1735							1805		

NOTES (see introductory pages for explanation of train operator codes and standard symbols)

- a Arrival time
- d Departure time
- c Arrives 3 minutes earlier
- e Arrives 4 minutes earlier

- A To Aberdeen
- B To Leeds
- C To Lincoln
- E To York
- K To Newcastle

London, Brighton, Horsham, Gatwick Airport and East Croydon to Stevenage, Peterborough, Cambridge, Ely and Kings Lynn

Mondays to Fridays

Operator Days of operation/Notes 1st Class/Reservations/Bus/Ferry Catering facilities	GN 1	TL 1	GN 1	GR D 1 1 1 X	GN 1	GN 1	GR B 1 1 1 X	TL 1	GN 1	TL 1	GN 1	GR K 1 1 1 X	GN 1	GN 1	TL 1	GN 1	TL 1	GN 1
Brighton (BTN)	10 d		1514							1544							1614	
Horsham (HRH)	4 d							1525							1555			
Gatwick Airport (GTW)	10 d		1546					1549		1616					1619		1646	
Redhill (RDH)	d							1559							1629			
East Croydon (ECR)	d		1601					1615		1631					1645		1701	
London Bridge (LBG)	4 d		1616					1631		1646					1701		1716	
London Blackfriars (BFR)	3 d		1622					1637		1652					1707		1722	
City Thameslink (CTK)	3 d		1624					1639		1654					1709		1724	
Farringdon (ZFD)	3 d		1626					1641		1656					1711		1726	
St Pancras International (STP)	15 d		1631					1646		1701					1716		1731	
London Kings Cross (KGX)	15 d	1606		1648	1703	1642	1627	1708	1654		1718	1733	1712	1657		1724		1748
Finsbury Park (FPK)	a	1611	1637				1632		1652		1707			1702	1722		1737	
Finsbury Park (FPK)	d	1612	1638				1633		1653		1708			1703	1723		1738	
Alexandra Palace (AAP)	d	1617					1637							1707				
Potters Bar (PBR)	d	1626					1646							1716				
Hatfield (HAT)	d	1632					1652							1722				
Welwyn Garden City (WGC)	4 d	1640e					1658							1728				
Welwyn North (WLW)	d	1642					1700		1711					1730		1741		
Knebworth (KBW)	d	1646					1704		1715					1734		1745		
Stevenage (SVG)	4 d	1650	1659		1705	1709		1715	1729			1734	1739	1744		1759		
Hitchin (HIT)	4 d	1656	1704			1715		1720	1724	1734				1745	1750	1754	1804	
Arlesey (ARL)	d						1726							1755				
Biggleswade (BIW)	d				1717		1731					1746		1801				
Sandy (SDY)	d						1735							1805				
St Neots (SNO)	d				1727		1743					1756		1812				
Huntingdon (HUN)	d				1736		1752					1806c		1820				
Peterborough (PBO)	8 a			1749	1753		1756	1808				1820	1823		1836			
Letchworth Garden City (LET)	d	1701	1710	1717		1721a			1729	1740	1747			1751a		1759	1810	1817
Baldock (BDK)	d	1704	1713						1732	1743						1802	1813	
Ashwell & Morden (AWM)	d	1709	1718						1737	1748						1807	1818	
Royston (RYS)	d	1715	1723	1727					1743	1753	1757					1813	1823	1827
Meldreth (MEL)	d	1718							1746							1816		
Shepreth (STH)	d	1722							1750							1820		
Foxton (FXN)	d	1724							1752							1822		
Cambridge South (CMS)	d	1731	1735	1739					1759	1805	1809					1829	1835	1839
Cambridge (CBG)	a	1737	1739	1743					1806	1809	1813					1835	1839	1843
Cambridge (CBG)	d			1748							1818							1848
Cambridge North (CMB)	d			1752							1822							1852
Waterbeach (WBC)	d			1757							1827							1857
Ely (ELY)	4 a			1806							1836							1906
Ely (ELY)	4 d			1807							1837							1907
Littleport (LTP)	d			1814							1844							1914
Downham Market (DOW)	d			1823							1853							1923
Watlington (WTG)	d			1829							1859							1929
Kings Lynn (KLN)	a			1838							1908							1938

NOTES (see introductory pages for explanation of train operator codes and standard symbols)

- a Arrival time
- d Departure time
- c Arrives 3 minutes earlier
- e Arrives 4 minutes earlier

- B To Leeds
- D To Edinburgh
- K To Newcastle

London, Brighton, Horsham, Gatwick Airport and East Croydon to Stevenage, Peterborough, Cambridge, Ely and Kings Lynn

Mondays to Fridays

Operator	GR	GR	GN	GN	GR	TL	GN	TL	GN	GN	GN	GR	TL	GN	TL	GN	GR	GR
Days of operation/Notes	D	L			M							N					D	B
1st Class/Reservations/Bus/Ferry	1R	1R			1R							1R					1R	1R
Catering facilities	☒	☒			☒							☒					☒	☒
Brighton (BTN)	10 d							1644							1714			
Horsham (HRH)	4 d					1624							1654					
Gatwick Airport (GTW)	10 d					1649		1716					1719		1746			
Redhill (RDH)	d					1700							1729					
East Croydon (ECR)	d					1715		1731					1745		1801			
London Bridge (LBG)	4 d					1731		1746					1801		1816			
London Blackfriars (BFR)	3 d					1737		1752					1807		1822			
City Thameslink (CTK)	3 d					1739		1754					1809		1824			
Farringdon (ZFD)	3 d					1741		1756					1811		1826			
St Pancras International (STP)	15 d					1746		1801					1816		1831			
London Kings Cross (KGX)	15 d	1800	1803	1742	1727	1809	1754		1818	1812	1757	1845		1824		1848	1900	1908
Finsbury Park (FPK)	a				1732		1752	1807				1802		1822	1837			
Finsbury Park (FPK)	d				1733		1753	1808				1803		1823	1838			
Alexandra Palace (AAP)	d				1737							1807						
Potters Bar (PBR)	d				1746							1816						
Hatfield (HAT)	d				1752							1822						
Welwyn Garden City (WGC)	4 d				1758							1828						
Welwyn North (WLW)	d				1800		1811					1830		1841				
Knebworth (KBW)	d				1804		1815					1834		1845				
Stevenage (SVG)	4 d			1805	1809		1815	1829		1834	1839		1844		1859			
Hitchin (HIT)	4 d				1815		1820	1824	1834		1845		1850	1854	1904			
Arlesey (ARL)	d					1826							1855					
Biggleswade (BIW)	d			1817		1831				1846			1901					
Sandy (SDY)	d					1835							1905					
St Neots (SNO)	d			1827		1843				1856			1912					
Huntingdon (HUN)	d			1836		1850				1904			1920					
Peterborough (PBO)	8 a	1846	1849	1854		1856	1908			1921		1933	1936				1948	1957
Letchworth Garden City (LET)	d				1821a			1829	1840	1847		1850			1859	1910	1916	
Baldock (BDK)	d							1832	1843			1853			1902	1913		
Ashwell & Morden (AWM)	d							1837	1848			1858			1907	1918		
Royston (RYS)	d							1843	1853	1857		1904a			1913	1923	1927	
Meldreth (MEL)	d							1846							1916			
Shepreth (STH)	d							1850							1920			
Foxton (FXN)	d							1852							1922			
Cambridge South (CMS)	d							1859	1905	1909					1929	1935	1939	
Cambridge (CBG)	a							1905	1909	1913					1935	1939	1943	
Cambridge (CBG)	d									1918							1945	
Cambridge North (CMB)	d									1922							1949	
Waterbeach (WBC)	d									1927							1954	
Ely (ELY)	4 a									1936							2003	
Ely (ELY)	4 d									1937							2005	
Littleport (LTP)	d									1944							2014	
Downham Market (DOW)	d									1953							2023	
Watlington (WTG)	d									1959							2029	
Kings Lynn (KLN)	a									2008							2038	

NOTES (see introductory pages for explanation of train operator codes and standard symbols)

- a Arrival time
- d Departure time
- B To Leeds
- D To Edinburgh
- L To Skipton
- M To Hull
- N To Middlesbrough

London, Brighton, Horsham, Gatwick Airport and East Croydon to Stevenage, Peterborough, Cambridge, Ely and Kings Lynn

Mondays to Fridays

Operator Days of operation/Notes 1st Class/Reservations/Bus/Ferry Catering facilities	TL Ⓣ	GN Ⓜ	TL Ⓣ	GN Ⓜ	GN Ⓜ	GN Ⓜ	GN Ⓜ	GR C Ⓜ Ⓜ Ⓜ	TL Ⓣ	TL Ⓣ	GN Ⓜ	GN Ⓜ	GR D Ⓜ Ⓜ Ⓜ	GR B Ⓜ Ⓜ Ⓜ	TL Ⓣ	GN Ⓜ	TL Ⓣ	GN Ⓜ	TL Ⓣ
Brighton (BTN)	10 d		1744							1814							1844		
Horsham (HRH)	4 d	1724							1754						1824				1855
Gatwick Airport (GTW)	10 d	1749		1816					1819	1846					1849		1916		1919
Redhill (RDH)	d	1759							1829						1859				1929
East Croydon (ECR)	d	1815		1831					1845	1901					1915		1931		1945
London Bridge (LBG)	4 d	1831		1846					1901	1916					1931		1946		2001
London Blackfriars (BFR)	3 d	1837		1852					1907	1922					1937		1952		2007
City Thameslink (CTK)	3 d	1839		1854					1909	1924					1939		1954		2009
Farringdon (ZFD)	3 d	1841		1856					1911	1926					1941		1956		2011
St Pancras International (STP)	15 d	1846		1901					1916	1931					1946		2001		2016
London Kings Cross (KGX)	15 d		1854		1918	1912	1857	1943			1948	1927	2003	2009		1954		2024	
Finsbury Park (FPK)	d	1852		1907			1902		1922	1937			1932		1952		2007		2022
Finsbury Park (FPK)	d	1853		1908			1903		1923	1938			1933		1953		2008		2023
Alexandra Palace (AAP)	d						1907						1937						
Potters Bar (PBR)	d						1916						1946						
Hatfield (HAT)	d						1922						1952						
Welwyn Garden City (WGC)	4 d		1911				1928						1958						
Welwyn North (WLW)	d		1913				1931						2000			2011			
Knebworth (KBW)	d		1918				1935						2004			2015			
Stevenage (SVG)	4 d	1915	1923	1930		1935	1939		1945	1959			2009		2015		2029		2045
Hitchin (HIT)	4 d	1920	1928	1935			1945		1950	2004			2015		2020	2024	2034		2050
Arlesey (ARL)	d	1926							1956						2026				2056
Biggleswade (BIW)	d	1931				1946			2001						2031				2101
Sandy (SDY)	d	1935							2005						2035				2105
St Neots (SNO)	d	1943				1956			2012						2043				2113
Huntingdon (HUN)	d	1952				2004			2020						2052				2120
Peterborough (PBO)	8 a	2008				2021		2033	2036				2049	2056	2108				2136
Letchworth Garden City (LET)	d		1933	1940	1947		1951a			2010	2017	2021a				2030	2040	2051	
Baldock (BDK)	d		1936	1943						2013						2033	2043		
Ashwell & Morden (AWM)	d		1941	1948						2018						2038	2048		
Royston (RYS)	d		1946	1953	1957					2023	2027					2043	2053	2101	
Meldreth (MEL)	d		1950													2046			
Shepreth (STH)	d		1953													2050			
Foxton (FXN)	d		1956													2052			
Cambridge South (CMS)	d		2002	2006	2009					2035	2039					2059	2105	2113	
Cambridge (CBG)	a		2008	2010	2014					2039	2043					2105	2109	2117	
Cambridge (CBG)	d				2015						2045							2119	
Cambridge North (CMB)	d				2020						2049							2123	
Waterbeach (WBC)	d				2024						2054							2128	
Ely (ELY)	4 a				2034						2103							2139	
Ely (ELY)	4 d				2035						2107								
Littleport (LTP)	d				2044						2114								
Downham Market (DOW)	d				2053						2123								
Watlington (WTG)	d				2059						2129								
Kings Lynn (KLN)	a				2108						2138								

NOTES (see introductory pages for explanation of train operator codes and standard symbols)

a Arrival time
d Departure time

B To Leeds
C To Lincoln
D To Edinburgh

London, Brighton, Horsham, Gatwick Airport and East Croydon to Stevenage, Peterborough, Cambridge, Ely and Kings Lynn

Mondays to Fridays

Operator Days of operation/Notes 1st Class/Reservations/Bus/Ferry Catering facilities	GN 1	TL 1	GR B 1R X	GN 1	GR K 1R X	GR B 1R X	TL 1	GN 1	GN 1	TL 1	GN 1	TL 1	GR B 1R X	GN 1	GR K 1R X	TL 1	GN 1	GN 1
Brighton (BTN)	10 d		1914										2014					
Horsham (HRH)	4 d						1925			1955						2025		
Gatwick Airport (GTW)	10 d		1946				1949			2019			2046			2049		
Redhill (RDH)	d						1959			2029						2100		
East Croydon (ECR)	d		2001				2015			2045			2101			2115		
London Bridge (LBG)	4 d		2016				2031			2101			2116			2131		
London Blackfriars (BFR)	3 d		2022				2037			2107			2122			2137		
City Thameslink (CTK)	3 d		2024				2039			2109			2124			2139		
Farringdon (ZFD)	3 d		2026				2041			2111			2126			2141		
St Pancras International (STP)	15 d		2031				2046			2116			2131			2146		
London Kings Cross (KGX)	15 d	2006		2040	2048	2103	2108	2036	2118	2106			2140	2148	2203		2136	2218
Finsbury Park (FPK)	a	2011	2037				2052	2041		2122	2111	2137				2152	2141	
Finsbury Park (FPK)	d	2012	2038				2053	2042		2123	2112	2138				2153	2142	
Alexandra Palace (AAP)	d	2017					2047			2117						2147		
Potters Bar (PBR)	d	2026					2056			2126						2156		
Hatfield (HAT)	d	2032					2102			2132						2202		
Welwyn Garden City (WGC)	4 d	2040e					2108			2140e						2208		
Welwyn North (WLW)	d	2042					2110			2142						2210		
Knebworth (KBW)	d	2046					2114			2146						2214		
Stevenage (SVG)	4 d	2050	2059	2101u			2115	2118		2145	2150	2159	2201u			2215	2218	
Hitchin (HIT)	4 d	2056	2104				2120	2124		2150	2156	2204				2220	2224	
Arlesey (ARL)	d						2126			2156						2226		
Biggleswade (BIW)	d						2131			2201						2231		
Sandy (SDY)	d						2135			2205						2235		
St Neots (SNO)	d						2143			2213						2243		
Huntingdon (HUN)	d						2150			2220						2250		
Peterborough (PBO)	8 a		2130		2149	2154	2206			2236			2231		2249	2306		
Letchworth Garden City (LET)	d	2102a	2110		2117			2130	2147		2202a	2210		2217			2229	2247
Baldock (BDK)	d		2113					2133				2213					2232	
Ashwell & Morden (AWM)	d		2118					2138				2218					2237	
Royston (RYS)	d		2123		2127			2143	2157			2223		2227			2243	2257
Meldreth (MEL)	d							2146									2246	
Shepreth (STH)	d							2150									2250	
Foxton (FXN)	d							2152									2252	
Cambridge South (CMS)	d		2135		2139			2159	2209			2235		2239			2259	2309
Cambridge (CBG)	a		2139		2143			2205	2213			2239		2243			2305	2313
Cambridge (CBG)	d				2145				2215					2245				2315
Cambridge North (CMB)	d				2149				2219					2249				2319
Waterbeach (WBC)	d				2154				2224					2254				2324
Ely (ELY)	4 a				2203				2235					2303				2335
Ely (ELY)	4 d				2207									2307				
Littleport (LTP)	d				2214									2314				
Downham Market (DOW)	d				2223									2323				
Watlington (WTG)	d				2229									2329				
Kings Lynn (KLN)	a				2238									2338				

NOTES (see introductory pages for explanation of train operator codes and standard symbols)

- a Arrival time
- d Departure time
- u Stops to pick up only
- e Arrives 4 minutes earlier

- B To Leeds
- K To Newcastle

London, Brighton, Horsham, Gatwick Airport and East Croydon to Stevenage, Peterborough, Cambridge, Ely and Kings Lynn

Mondays to Fridays

Operator Days of operation/Notes 1st Class/Reservations/Bus/Ferry Catering facilities	TL	GN	TL	GR B	GN	GR E	TL	GN	GN	TL	GN	GN	TL	GN	GN	TL	TL	GN TSM	GN TSM	GN TSM P
	1	1	1	1R X	1	1R X	1	1	1	1	1	1	1	1	1	1R X	1	1	1	1
Brighton (BTN)	10 d		2114														2214			
Horsham (HRH)	4 d	2055					2125						2155				2225			
Gatwick Airport (GTW)	10 d	2119	2146				2149						2219				2246	2249		
Redhill (RDH)	d	2129					2204						2234					2304		
East Croydon (ECR)	d	2145	2201				2215						2245				2301	2315		
London Bridge (LBG)	4 d	2201	2216				2231						2301				2316	2331		
London Blackfriars (BFR)	3 d	2207	2222				2237						2307				2322	2337		
City Thameslink (CTK)	3 d	2209	2224				2239													
Farringdon (ZFD)	3 d	2211	2226				2241						2311				2326	2341		
St Pancras International (STP)	15 d	2216	2231				2246						2316				2331	2346		
London Kings Cross (KGX)	15 d		2206	2240	2248	2308		2236	2318				2306			2333		0001	0007	
Finsbury Park (FPK)	a	2222	2211	2237				2252	2241				2322	2311			2337	2352	0006	0012
Finsbury Park (FPK)	d	2223	2212	2238				2253	2242				2323	2312	2300		2338	2353	0008	0013
Alexandra Palace (AAP)	d		2217					2247					2317	2308					0017	0009
Potters Bar (PBR)	d		2226					2256					2326						0026	
Hatfield (HAT)	d		2232					2302					2332						0032	
Welwyn Garden City (WGC)	4 d		2238					2308					2338						0038	
Welwyn North (WLW)	d		2240					2310					2340						0040	
Knebworth (KBW)	d		2244					2314					2344						0044	
Stevenage (SVG)	4 d	2245	2248	2259	2301u		2315	2318		2345	2348	2352	2354u	2359	0015	0029	0048	0054		
Hitchin (HIT)	4 d	2250	2254	2304			2320	2324		2350	2354	2357		0004	0020	0034	0057	0103		
Arlesey (ARL)	d	2256					2326						2356					0026		
Biggleswade (BIW)	d	2301					2331						0001					0031		
Sandy (SDY)	d	2305					2335						0005					0035		
St Neots (SNO)	d	2312					2342						0012					0042		
Huntingdon (HUN)	d	2320					2350						0020					0050		
Peterborough (PBO)	8 a	2337		2330		0001	0008						0037			0022		0108		
Letchworth Garden City (LET)	d		2300a	2312		2317		2329	2345			2359	0003a			0010		0040	0102a	0109a
Baldock (BDK)	d		2315					2332	2348			0002				0013		0043		
Ashwell & Morden (AWM)	d		2320					2337	2353			0007				0018		0048		
Royston (RYS)	d		2325		2329			2343	2359			0013				0023		0053		
Meldreth (MEL)	d							2346				0016						0056		
Shepreth (STH)	d							2350				0020						0100		
Foxton (FXN)	d							2352				0022						0102		
Cambridge South (CMS)	d		2338		2341			2359	0011			0029				0035		0110		
Cambridge (CBG)	a		2342		2345			0005	0016			0035				0039		0114		
Cambridge (CBG)	d				2347				0018											
Cambridge North (CMB)	d				2351				0022											
Waterbeach (WBC)	d				2356				0027											
Ely (ELY)	4 a				0005				0036											
Ely (ELY)	4 d				0006				0037											
Littleport (LTP)	d				0013				0044											
Downham Market (DOW)	d				0022				0053											
Watlington (WTG)	d				0028				0059											
Kings Lynn (KLN)	a				0037				0108											

NOTES (see introductory pages for explanation of train operator codes and standard symbols)

a Arrival time
d Departure time
u Stops to pick up only

B To Leeds
E To York
P Via Hertford North. From Moorgate

TSM Tuesday to Saturday mornings

London, Brighton, Horsham, Gatwick Airport and East Croydon to Stevenage, Peterborough, Cambridge, Ely and Kings Lynn

Mondays to Fridays

Operator Days of operation/Notes 1st Class/Reservations/Bus/Ferry	GN TSM P	GN TSM P	TL	GN TSM P	TL TSM P
Brighton (BTN)	10 d				
Horsham (HRH)	4 d		2311		
Gatwick Airport (GTW)	10 d		2335		
Redhill (RDH)	d		2349		
East Croydon (ECR)	d		0009		
London Bridge (LBG)	4 d				
London Blackfriars (BFR)	3 d		0037		
City Thameslink (CTK)	3 d				
Farringdon (ZFD)	3 d		0041		
St Pancras International (STP)	15 d		0046		
London Kings Cross (KGX)	15 d	0031		0107	0136
Finsbury Park (FPK)	a	0036	0052	0112	0141
Finsbury Park (FPK)	d	0038	0053	0113	0143
Alexandra Palace (AAP)	d	0038		0117	
Potters Bar (PBR)	d			0126	
Hatfield (HAT)	d			0132	
Welwyn Garden City (WGC)	4 d			0138c	
Welwyn North (WLW)	d			0140	
Knebworth (KBW)	d			0144	
Stevenage (SVG)	4 d	0102	0122	0126	0149
Hitchin (HIT)	4 d	0111	0128	0135	0158
Arlesey (ARL)	d		0141		0224
Biggleswade (BIW)	d		0146		0229
Sandy (SDY)	d		0150		0233
St Neots (SNO)	d		0157		0240
Huntingdon (HUN)	d		0205		0248
Peterborough (PBO)	8 a		0223		0306
Letchworth Garden City (LET)	d	0116s	0134a	0203	
Baldock (BDK)	d	0119s		0206	
Ashwell & Morden (AWM)	d	0124s		0211	
Royston (RYS)	d	0128s		0217a	
Meldreth (MEL)	d	0132s			
Shepreth (STH)	d	0136s			
Foxton (FXN)	d	0138s			
Cambridge South (CMS)	d	0146s			
Cambridge (CBG)	a	0150			
Cambridge (CBG)	d				
Cambridge North (CMB)	d				
Waterbeach (WBC)	d				
Ely (ELY)	4 a				
Ely (ELY)	4 d				
Littleport (LTP)	d				
Downham Market (DOW)	d				
Watlington (WTG)	d				
Kings Lynn (KLN)	a				

NOTES (see introductory pages for explanation of train operator codes and standard symbols)

- a Arrival time
- d Departure time
- s Stops to set down only
- c Arrives 3 minutes earlier

P Via Hertford North. From Moorgate

TSM Tuesday to Saturday mornings

London, Brighton, Horsham, Gatwick Airport and East Croydon to Stevenage, Peterborough, Cambridge, Ely and Kings Lynn

Saturdays

Operator Days of operation/Notes 1st Class/Reservations/Bus/Ferry Catering facilities	GN 1	TL 1	TL 1	GR A 1R X	GN 1	GR B 1R X	TL 1	GN 1	GN 1	GR C 1R X	TL 1	GN 1	TL 1	GN 1	GR D 1R X	GR B 1R X	TL 1	GN 1
Brighton (BTN)	10 d												0508					
Horsham (HRH)	4 d																0525	
Gatwick Airport (GTW)	10 d												0546				0549	
Redhill (RDH)	d																0559	
East Croydon (ECR)	d													0601			0615	
London Bridge (LBG)	4 d													0616			0631	
London Blackfriars (BFR)	3 d													0622			0637	
City Thameslink (CTK)	3 d																	
Farringdon (ZFD)	3 d													0626			0641	
St Pancras International (STP)	15 d													0631			0646	
London Kings Cross (KGX)	15 d	0501	0512	0531	0548	0554	0600	0547	0536	0601	0645	0617	0606		0654	0703	0710	0636
Finsbury Park (FPK)	d	0506	0517	0536				0552	0541	0606		0622	0611	0637			0652	0641
Finsbury Park (FPK)	d	0507	0518	0538				0553	0542	0608		0623	0612	0638			0653	0642
Alexandra Palace (AAP)	d							0547					0617					0647
Potters Bar (PBR)	d							0556					0626					0656
Hatfield (HAT)	d							0602					0632					0702
Welwyn Garden City (WGC)	4 d							0610e					0638					0710e
Welwyn North (WLW)	d							0612					0640					0712
Knebworth (KBW)	d							0616					0644					0716
Stevenage (SVG)	4 d	0531	0537	0559	0610u			0615	0620	0628		0645	0648	0659			0715	0720
Hitchin (HIT)	4 d	0539	0542	0604				0620	0626	0634		0650	0654	0704			0720	0726
Arlesey (ARL)	d		0547					0626					0656					0726
Biggleswade (BIW)	d		0553					0631					0701					0731
Sandy (SDY)	d		0557					0635					0705					0735
St Neots (SNO)	d		0604					0643					0713					0743
Huntingdon (HUN)	d		0611					0650					0722					0750
Peterborough (PBO)	8 a		0627		0639		0647	0706			0735	0738			0750	0756	0808	
Letchworth Garden City (LET)	d	0544		0610					0631	0639			0700a	0710				0731
Baldock (BDK)	d	0547		0613					0634	0642				0713				0734
Ashwell & Morden (AWM)	d	0552		0618						0647				0718				
Royston (RYS)	d	0557		0623					0643	0654c				0723				0743
Meldreth (MEL)	d	0600							0646									0746
Shepreth (STH)	d	0604							0650									0750
Foxton (FXN)	d	0606							0652									0752
Cambridge South (CMS)	d	0613		0635		0639			0659	0708				0735	0739			0759
Cambridge (CBG)	a	0619		0639		0643			0705	0712				0739	0743			0805
Cambridge (CBG)	d	0621				0645				0715					0745			
Cambridge North (CMB)	d	0625				0649				0719					0749			
Waterbeach (WBC)	d	0630				0654				0724					0754			
Ely (ELY)	4 a	0639				0703				0735					0803			
Ely (ELY)	4 d	0641				0704									0804			
Littleport (LTP)	d	0648				0711									0811			
Downham Market (DOW)	d	0657				0720									0820			
Watlington (WTG)	d	0703				0726									0826			
Kings Lynn (KLN)	a	0712				0735									0835			

NOTES (see introductory pages for explanation of train operator codes and standard symbols)

- a Arrival time
- d Departure time
- u Stops to pick up only
- c Arrives 3 minutes earlier
- e Arrives 4 minutes earlier

- A To Aberdeen
- B To Leeds
- C To Lincoln
- D To Edinburgh

London, Brighton, Horsham, Gatwick Airport and East Croydon to Stevenage, Peterborough, Cambridge, Ely and Kings Lynn

Saturdays

Operator	TL	GN	GR	TL	GN	TL	GN	GC	GR	GR	TL	GN	TL	GN	GR	TL	GN	TL
Days of operation/Notes	E	I	F	I	I	I	I	G	D	B	I	I	I	I	C	I	I	I
1st Class/Reservations/Bus/Ferry	I	I	I	I	I	I	I	I	I	I	I	I	I	I	I	I	I	I
Catering facilities	I	I	I	I	I	I	I	I	I	I	I	I	I	I	I	I	I	I
Brighton (BTN)	10 d					0614							0644					0714
Horsham (HRH)	4 d			0555								0625				0655		
Gatwick Airport (GTW)	10 d	0616		0619		0646						0649		0716		0719		0746
Redhill (RDH)	d			0629								0659				0729		
East Croydon (ECR)	d	0631		0645		0701						0715		0731		0745		0801
London Bridge (LBG)	4 d	0646		0701		0716						0731		0746		0801		0816
London Blackfriars (BFR)	3 d	0652		0707		0722						0737		0752		0807		0822
City Thameslink (CTK)	3 d																	
Farringdon (ZFD)	3 d	0656		0711		0726						0741		0756		0811		0826
St Pancras International (STP)	15 d	0701		0716		0731						0746		0801		0816		0831
London Kings Cross (KGX)	15 d		0724	0745		0706		0754	0800	0803	0810		0736		0824	0847		0806
Finsbury Park (FPK)	d	0707		0722	0711	0737						0752	0741	0807		0822	0811	0837
Finsbury Park (FPK)	d	0708		0723	0712	0738						0753	0742	0808		0823	0812	0838
Alexandra Palace (AAP)	d			0717									0747				0817	
Potters Bar (PBR)	d			0726									0756				0825	
Hatfield (HAT)	d			0732									0802				0832	
Welwyn Garden City (WGC)	4 d			0740e									0810e				0840e	
Welwyn North (WLW)	d			0742									0812				0842	
Knebworth (KBW)	d			0746									0816				0846	
Stevenage (SVG)	4 d	0729		0745	0750	0759						0815	0820	0829		0845	0850	0859
Hitchin (HIT)	4 d	0734		0750	0756	0804						0820	0826	0834		0850	0856	0904
Arlesey (ARL)	d			0756									0826				0856	
Biggleswade (BIW)	d			0801									0831				0901	
Sandy (SDY)	d			0805									0835				0905	
St Neots (SNO)	d			0812									0843				0912	
Huntingdon (HUN)	d			0820									0850				0920	
Peterborough (PBO)	8 a			0833	0836			0847	0850	0856	0907					0933	0936	
Letchworth Garden City (LET)	d	0740			0802a	0810							0831	0840			0902a	0910
Baldock (BDK)	d	0743				0813							0834	0843				0913
Ashwell & Morden (AWM)	d	0748				0818								0848				0918
Royston (RYS)	d	0753				0823								0843	0853			0923
Meldreth (MEL)	d													0846				
Shepreth (STH)	d													0850				
Foxton (FXN)	d													0852				
Cambridge South (CMS)	d	0805	0809			0835	0839						0859	0905	0909			0935
Cambridge (CBG)	a	0809	0814			0839	0843						0905	0909	0913			0939
Cambridge (CBG)	d		0817				0845								0915			
Cambridge North (CMB)	d		0821				0849								0919			
Waterbeach (WBC)	d		0826				0854								0924			
Ely (ELY)	4 a		0838				0903								0933			
Ely (ELY)	4 d						0904								0934			
Littleport (LTP)	d						0911								0941			
Downham Market (DOW)	d						0920								0950			
Watlington (WTG)	d						0926								0956			
Kings Lynn (KLN)	a						0935								1005			

NOTES (see introductory pages for explanation of train operator codes and standard symbols)

- a Arrival time
d Departure time
e Arrives 4 minutes earlier

- B To Leeds
C To Lincoln
D To Edinburgh
E From Three Bridges
F To York
G To Sunderland

London, Brighton, Horsham, Gatwick Airport and East Croydon to Stevenage, Peterborough, Cambridge, Ely and Kings Lynn

Saturdays

Operator Days of operation/Notes 1st Class/Reservations/Bus/Ferry Catering facilities	GN 1	GR D 1R 2	GR B 1R 2	TL 1	GN 1	TL 1	GN 1	GR F 1R 2	TL 1	GN 1	TL 1	GN 1	GR A 1R 2	GR B 1R 2	TL 1	GN 1	TL 1	GN 1
Brighton (BTN)	10 d					0744						0814					0844	
Horsham (HRH)	4 d			0725					0755						0825			
Gatwick Airport (GTW)	10 d			0749		0816			0819		0846				0849		0916	
Redhill (RDH)	d			0759					0829						0859			
East Croydon (ECR)	d			0815		0831			0845		0901				0915		0931	
London Bridge (LBG)	4 d			0831		0846			0901		0916				0931		0946	
London Blackfriars (BFR)	3 d			0837		0852			0907		0922				0937		0952	
City Thameslink (CTK)	3 d								0909		0924				0939		0954	
Farringdon (ZFD)	3 d			0841		0856			0911		0926				0941		0956	
St Pancras International (STP)	15 d			0846		0901			0916		0931				0946		1001	
London Kings Cross (KGX)	15 d	0854	0903	0910	0836		0924	0947		0906		0954	1003	1010		0936		1024
Finsbury Park (FPK)	a			0852	0841	0907			0922	0911	0937				0952	0941	1007	
Finsbury Park (FPK)	d			0853	0842	0908			0923	0912	0938				0953	0942	1008	
Alexandra Palace (AAP)	d			0847					0917						0947			
Potters Bar (PBR)	d			0856					0926						0956			
Hatfield (HAT)	d			0902					0932						1002			
Welwyn Garden City (WGC)	4 d			0910e					0940e						1010e			
Welwyn North (WLW)	d			0912					0942						1012			
Knebworth (KBW)	d			0916					0946						1016			
Stevenage (SVG)	4 d			0915	0920	0929			0945	0950	0959				1015	1020	1029	
Hitchin (HIT)	4 d			0920	0926	0934			0950	0956	1004				1020	1026	1034	
Arlesey (ARL)	d			0926					0956						1026			
Biggleswade (BIW)	d			0931					1001						1031			
Sandy (SDY)	d			0935					1005						1035			
St Neots (SNO)	d			0943					1012						1043			
Huntingdon (HUN)	d			0952					1020						1052			
Peterborough (PBO)	8 a		0950	0956	1008			1033	1036				1050	1056	1108			
Letchworth Garden City (LET)	d				0931	0940				1002a	1010					1031	1040	
Baldock (BDK)	d				0934	0943					1013					1034	1043	
Ashwell & Morden (AWM)	d					0948					1018						1048	
Royston (RYS)	d				0943	0953					1023					1043	1053	
Meldreth (MEL)	d				0946											1046		
Shepreth (STH)	d				0950											1050		
Foxton (FXN)	d				0952											1052		
Cambridge South (CMS)	d	0939			0959	1005	1009				1035	1039				1059	1105	1109
Cambridge (CBG)	a	0943			1005	1009	1014				1039	1043				1105	1109	1114
Cambridge (CBG)	d	0945					1017					1045						1117
Cambridge North (CMB)	d	0949					1021					1049						1121
Waterbeach (WBC)	d	0954					1026					1054						1126
Ely (ELY)	4 a	1003					1038					1103						1137
Ely (ELY)	4 d	1006										1106						
Littleport (LTP)	d	1013										1113						
Downham Market (DOW)	d	1023										1122						
Watlington (WTG)	d	1032										1128						
Kings Lynn (KLN)	a	1041										1137						

NOTES (see introductory pages for explanation of train operator codes and standard symbols)

- a Arrival time
d Departure time
e Arrives 4 minutes earlier

- A To Aberdeen
B To Leeds
D To Edinburgh
F To York

London, Brighton, Horsham, Gatwick Airport and East Croydon to Stevenage, Peterborough, Cambridge, Ely and Kings Lynn

Saturdays

Operator Days of operation/Notes 1st Class/Reservations/Bus/Ferry Catering facilities	GR C 1R X	TL 1	GN 1	TL 1	GN 1	GR D 1R X	GR B 1R X	GC H 1	TL 1	GN 1	TL 1	GN 1	GR F 1R X	TL 1	GN 1	TL 1	GN 1	GR J 1R X
Brighton (BTN)	10 d			0914							0944					1014		
Horsham (HRH)	4 d		0855						0925					0955				
Gatwick Airport (GTW)	10 d		0919	0946					0949		1016			1019		1046		
Redhill (RDH)	d		0929						0959					1029				
East Croydon (ECR)	d		0945	1001					1015		1031			1045		1101		
London Bridge (LBG)	4 d		1001	1016					1031		1046			1101		1116		
London Blackfriars (BFR)	3 d		1007	1022					1037		1052			1107		1122		
City Thameslink (CTK)	3 d		1009	1024					1039		1054			1109		1124		
Farringdon (ZFD)	3 d		1011	1026					1041		1056			1111		1126		
St Pancras International (STP)	15 d		1016	1031					1046		1101			1116		1131		
London Kings Cross (KGX)	15 d	1047		1006		1054	1103	1110	1117		1036		1124	1147		1106		1154 1203
Finsbury Park (FPK)	a		1022	1011 1037					1052	1041	1107			1122	1111	1137		
Finsbury Park (FPK)	d		1023	1012 1038					1053	1042	1108			1123	1112	1138		
Alexandra Palace (AAP)	d			1017						1047					1117			
Potters Bar (PBR)	d			1026						1056					1126			
Hatfield (HAT)	d			1032						1102					1132			
Welwyn Garden City (WGC)	4 d			1040e						1110e					1140e			
Welwyn North (WLW)	d			1042						1112					1142			
Knebworth (KBW)	d			1046						1116					1146			
Stevenage (SVG)	4 d		1045	1050 1059					1115	1120	1129			1145	1150	1159		
Hitchin (HIT)	4 d		1050	1056 1104					1120	1126	1134			1150	1156	1204		
Arlesey (ARL)	d		1056						1126					1156				
Biggleswade (BIW)	d		1101						1131					1201				
Sandy (SDY)	d		1105						1135					1205				
St Neots (SNO)	d		1113						1143					1212				
Huntingdon (HUN)	d		1122						1152					1220				
Peterborough (PBO)	8 a	1136	1141			1150	1155	1203	1208				1233	1236				1250
Letchworth Garden City (LET)	d			1102a	1110					1131	1140				1202a	1210		
Baldock (BDK)	d				1113					1134	1143					1213		
Ashwell & Morden (AWM)	d				1118						1148					1218		
Royston (RYS)	d				1123					1143	1153					1223		
Meldreth (MEL)	d									1146								
Shepreth (STH)	d									1150								
Foxton (FXN)	d									1152								
Cambridge South (CMS)	d				1135	1139				1159	1205	1209				1235	1239	
Cambridge (CBG)	a				1139	1143				1205	1209	1213				1239	1243	
Cambridge (CBG)	d					1145						1217					1245	
Cambridge North (CMB)	d					1149						1221					1249	
Waterbeach (WBC)	d					1154						1226					1254	
Ely (ELY)	4 a					1203						1238					1303	
Ely (ELY)	4 d					1204											1304	
Littleport (LTP)	d					1211											1311	
Downham Market (DOW)	d					1220											1320	
Watlington (WTG)	d					1226											1326	
Kings Lynn (KLN)	a					1235											1335	

NOTES (see introductory pages for explanation of train operator codes and standard symbols)

a Arrival time
d Departure time
e Arrives 4 minutes earlier

B To Leeds
C To Lincoln
D To Edinburgh
F To York
H To Bradford Interchange
J To Inverness

London, Brighton, Horsham, Gatwick Airport and East Croydon to Stevenage, Peterborough, Cambridge, Ely and Kings Lynn

Saturdays

Operator	GR B	TL	GN	TL	GN	GR C	TL	GN	TL	GN	GR D	GR B	TL	GN	TL	GN	GR F	TL
Days of operation/Notes	11R	11	11	11	11	11R	11	11	11	11	11R	11R	11	11	11	11	11R	11
1st Class/Reservations/Bus/Ferry	11R	11	11	11	11	11R	11	11	11	11	11R	11R	11	11	11	11	11R	11
Catering facilities	11R	11	11	11	11	11R	11	11	11	11	11R	11R	11	11	11	11	11R	11
Brighton (BTN)	10 d			1044					1114						1144			
Horsham (HRH)	4 d		1025				1055						1125					1155
Gatwick Airport (GTW)	10 d		1049	1116			1119		1146				1149		1216			1219
Redhill (RDH)	d		1059				1129						1159					1229
East Croydon (ECR)	d		1115	1131			1145		1201				1215		1231			1245
London Bridge (LBG)	4 d		1131	1146			1201		1216				1231		1246			1301
London Blackfriars (BFR)	3 d		1137	1152			1207		1222				1237		1252			1307
City Thameslink (CTK)	3 d		1139	1154			1209		1224				1239		1254			1309
Farringdon (ZFD)	3 d		1141	1156			1211		1226				1241		1256			1311
St Pancras International (STP)	15 d		1146	1201			1216		1231				1246		1301			1316
London Kings Cross (KGX)	15 d	1210		1136		1224	1247		1206		1254	1303	1310		1236		1324	1347
Finsbury Park (FPK)	a		1152	1141	1207				1222	1211	1237				1252	1241	1307	
Finsbury Park (FPK)	d		1153	1142	1208				1223	1212	1238				1253	1242	1308	
Alexandra Palace (AAP)	d			1147					1217						1247			
Potters Bar (PBR)	d			1156					1226						1256			
Hatfield (HAT)	d			1202					1232						1302			
Welwyn Garden City (WGC)	4 d			1210e					1240e						1310e			
Welwyn North (WLW)	d			1212					1242						1312			
Knebworth (KBW)	d			1216					1246						1316			
Stevenage (SVG)	4 d		1215	1220	1229		1245	1250	1259				1315	1320	1329			1345
Hitchin (HIT)	4 d		1220	1226	1234		1250	1256	1304				1320	1326	1334			1350
Arlesey (ARL)	d		1226				1256						1326					1356
Biggleswade (BIW)	d		1231				1301						1331					1401
Sandy (SDY)	d		1235				1305						1335					1405
St Neots (SNO)	d		1243				1313						1343					1412
Huntingdon (HUN)	d		1252				1322						1352					1420
Peterborough (PBO)	8 a	1256	1308			1333	1341				1350	1356	1408				1433	1436
Letchworth Garden City (LET)	d			1231	1240				1302a	1310					1331	1340		
Baldock (BDK)	d			1234	1243					1313					1334	1343		
Ashwell & Morden (AWM)	d				1248					1318						1348		
Royston (RYS)	d			1243	1253					1323					1343	1353		
Meldreth (MEL)	d			1246											1346			
Shepreth (STH)	d			1250											1350			
Foxton (FXN)	d			1252											1352			
Cambridge South (CMS)	d			1259	1305	1309			1335	1339					1359	1405	1409	
Cambridge (CBG)	a			1305	1309	1313			1339	1343					1405	1409	1413	
Cambridge (CBG)	d					1317				1345							1417	
Cambridge North (CMB)	d					1321				1349							1421	
Waterbeach (WBC)	d					1326				1354							1426	
Ely (ELY)	4 a					1337				1403							1438	
Ely (ELY)	4 d									1404								
Littleport (LTP)	d									1411								
Downham Market (DOW)	d									1420								
Watlington (WTG)	d									1426								
Kings Lynn (KLN)	a									1435								

NOTES (see introductory pages for explanation of train operator codes and standard symbols)

- a Arrival time
- d Departure time
- e Arrives 4 minutes earlier

- B To Leeds
- C To Lincoln
- D To Edinburgh
- F To York

London, Brighton, Horsham, Gatwick Airport and East Croydon to Stevenage, Peterborough, Cambridge, Ely and Kings Lynn

Saturdays

Operator Days of operation/Notes 1st Class/Reservations/Bus/Ferry Catering facilities	GN 1	TL 1	GN 1	GR A 1 1R X	GR B 1 1R X	TL 1	GN 1	TL 1	GN 1	GR C 1 1R X	TL 1	GN 1	TL 1	GN 1	GR D 1 1R X	GR B 1 1R X	TL 1	GN 1
Brighton (BTN)	10 d		1214					1244						1314				
Horsham (HRH)	4 d					1225					1255						1325	
Gatwick Airport (GTW)	10 d		1246			1249		1316			1319			1346			1349	
Redhill (RDH)	d					1259					1329						1359	
East Croydon (ECR)	d		1301			1315		1331			1345			1401			1415	
London Bridge (LBG)	4 d		1316			1331		1346			1401			1416			1431	
London Blackfriars (BFR)	3 d		1322			1337		1352			1407			1422			1437	
City Thameslink (CTK)	3 d		1324			1339		1354			1409			1424			1439	
Farringdon (ZFD)	3 d		1326			1341		1356			1411			1426			1441	
St Pancras International (STP)	15 d		1331			1346		1401			1416			1431			1446	
London Kings Cross (KGX)	15 d	1306		1354	1403	1410	1336		1424	1447		1406		1454	1503	1510		1436
Finsbury Park (FPK)	a	1311	1337			1352	1341	1407			1422	1411	1437				1452	1441
Finsbury Park (FPK)	d	1312	1338			1353	1342	1408			1423	1412	1438				1453	1442
Alexandra Palace (AAP)	d	1317				1347					1417							1447
Potters Bar (PBR)	d	1326				1356					1426							1456
Hatfield (HAT)	d	1332				1402					1432							1502
Welwyn Garden City (WGC)	4 d	1340e				1410e					1440e							1510e
Welwyn North (WLW)	d	1342				1412					1442							1512
Knebworth (KBW)	d	1346				1416					1446							1516
Stevenage (SVG)	4 d	1350	1359			1415	1420	1429			1445	1450	1459				1515	1520
Hitchin (HIT)	4 d	1356	1404			1420	1426	1434			1450	1456	1504				1520	1526
Arlesey (ARL)	d					1426					1456							1526
Biggleswade (BIW)	d					1431					1501							1531
Sandy (SDY)	d					1435					1505							1535
St Neots (SNO)	d					1443					1513							1543
Huntingdon (HUN)	d					1452					1522							1552
Peterborough (PBO)	8 a			1450	1456	1508				1533	1541				1550	1556	1608	
Letchworth Garden City (LET)	d	1402a	1410				1431	1440				1502a	1510					1531
Baldock (BDK)	d		1413				1434	1443					1513					1534
Ashwell & Morden (AWM)	d		1418					1448					1518					
Royston (RYS)	d		1423				1443	1453					1523					1543
Meldreth (MEL)	d						1446											1546
Shepreth (STH)	d						1450											1550
Foxton (FXN)	d						1452											1552
Cambridge South (CMS)	d		1435	1439			1459	1505	1509				1535	1539				1559
Cambridge (CBG)	a		1439	1443			1505	1509	1513				1539	1543				1605
Cambridge (CBG)	d			1445					1517					1545				
Cambridge North (CMB)	d			1449					1521					1549				
Waterbeach (WBC)	d			1454					1526					1554				
Ely (ELY)	4 a			1503					1537					1603				
Ely (ELY)	4 d			1504										1604				
Littleport (LTP)	d			1511										1611				
Downham Market (DOW)	d			1520										1620				
Watlington (WTG)	d			1526										1626				
Kings Lynn (KLN)	a			1535										1635				

NOTES (see introductory pages for explanation of train operator codes and standard symbols)

- a Arrival time
- d Departure time
- e Arrives 4 minutes earlier

- A To Aberdeen
- B To Leeds
- C To Lincoln
- D To Edinburgh

London, Brighton, Horsham, Gatwick Airport and East Croydon to Stevenage, Peterborough, Cambridge, Ely and Kings Lynn

Saturdays

Operator Days of operation/Notes 1st Class/Reservations/Bus/Ferry Catering facilities	TL 1	GN 1	GR F 1 R X	TL 1	GN 1	TL 1	GN 1	GR D 1 R X	GR B 1 R X	GR C 1 R X	TL 1	GN 1	TL 1	GN 1	GR K 1 R X	TL 1	GN 1	TL 1
Brighton (BTN)	10 d	1344				1414							1444					1514
Horsham (HRH)	4 d			1355							1425				1455			
Gatwick Airport (GTW)	10 d	1416		1419		1446					1449		1516		1519			1546
Redhill (RDH)	d			1429							1459				1529			
East Croydon (ECR)	d	1431		1445		1501					1515		1531		1545			1601
London Bridge (LBG)	4 d	1446		1501		1516					1531		1546		1601			1616
London Blackfriars (BFR)	3 d	1452		1507		1522					1537		1552		1607			1622
City Thameslink (CTK)	3 d	1454		1509		1524					1539		1554		1609			1624
Farringdon (ZFD)	3 d	1456		1511		1526					1541		1556		1611			1626
St Pancras International (STP)	15 d	1501		1516		1531					1546		1601		1616			1631
London Kings Cross (KGX)	15 d		1524	1547		1506		1554	1600	1603	1613		1536		1618	1633		1606
Finsbury Park (FPK)	a	1507		1522	1511	1537					1552	1541	1607		1622	1611		1637
Finsbury Park (FPK)	d	1508		1523	1512	1538					1553	1542	1608		1623	1612		1638
Alexandra Palace (AAP)	d			1517								1547				1617		
Potters Bar (PBR)	d			1526								1556				1626		
Hatfield (HAT)	d			1532								1602				1632		
Welwyn Garden City (WGC)	4 d			1540e								1610e				1640e		
Welwyn North (WLW)	d			1542								1612				1642		
Knebworth (KBW)	d			1546								1616				1646		
Stevenage (SVG)	4 d	1529		1545	1550	1559					1615	1620	1629		1644	1650	1659	
Hitchin (HIT)	4 d	1534		1550	1556	1604					1620	1626	1634		1650	1656	1704	
Arlesey (ARL)	d			1556							1626				1655			
Biggleswade (BIW)	d			1601							1631				1701			
Sandy (SDY)	d			1605							1635				1705			
St Neots (SNO)	d			1612							1643				1712			
Huntingdon (HUN)	d			1620							1652				1720			
Peterborough (PBO)	8 a		1633	1637				1647	1650	1659	1708				1720	1736		
Letchworth Garden City (LET)	d	1540			1602a	1610						1631	1640	1647			1702a	1710
Baldock (BDK)	d	1543				1613						1634	1643					1713
Ashwell & Morden (AWM)	d	1548				1618							1648					1718
Royston (RYS)	d	1553				1623						1643	1653	1657				1723
Meldreth (MEL)	d											1646						
Shepreth (STH)	d											1650						
Foxton (FXN)	d											1652						
Cambridge South (CMS)	d	1605	1609			1635	1639					1659	1705	1709				1735
Cambridge (CBG)	a	1609	1613			1639	1643					1705	1709	1713				1739
Cambridge (CBG)	d		1617				1645							1715				
Cambridge North (CMB)	d		1621				1649							1719				
Waterbeach (WBC)	d		1626				1654							1724				
Ely (ELY)	4 a		1638				1703							1733				
Ely (ELY)	4 d						1704							1734				
Littleport (LTP)	d						1711							1741				
Downham Market (DOW)	d						1720							1750				
Watlington (WTG)	d						1726							1756				
Kings Lynn (KLN)	a						1735							1805				

NOTES (see introductory pages for explanation of train operator codes and standard symbols)

- a Arrival time
d Departure time
e Arrives 4 minutes earlier

- B To Leeds
C To Lincoln
D To Edinburgh
F To York
K To Newcastle

London, Brighton, Horsham, Gatwick Airport and East Croydon to Stevenage, Peterborough, Cambridge, Ely and Kings Lynn

Saturdays

Operator Days of operation/Notes 1st Class/Reservations/Bus/Ferry Catering facilities	GN 1	GR D 1R X	GN 1	GR B 1R X	TL 1	GN 1	TL 1	GN 1	GR K 1R X	GR L 1R X	TL 1	GN 1	TL 1	GN 1	GR D 1R X	GN 1	GR M 1R X	TL 1
Brighton (BTN)	10 d						1544						1614					
Horsham (HRH)	4 d				1525						1555							1625
Gatwick Airport (GTW)	10 d				1549		1616				1619		1646					1649
Redhill (RDH)	d				1559						1629							1659
East Croydon (ECR)	d				1615		1631				1645		1701					1715
London Bridge (LBG)	4 d				1631		1646				1701		1716					1731
London Blackfriars (BFR)	3 d				1637		1652				1707		1722					1737
City Thameslink (CTK)	3 d				1639		1654				1709		1724					1739
Farringdon (ZFD)	3 d				1641		1656				1711		1726					1741
St Pancras International (STP)	15 d				1646		1701				1716		1731					1746
London Kings Cross (KGX)	15 d	1654	1703	1642	1708	1636		1724	1733	1747		1706		1754	1803	1742	1809	
Finsbury Park (FPK)	a				1652	1641	1707				1722	1711	1737					1752
Finsbury Park (FPK)	d				1653	1642	1708				1723	1712	1738					1753
Alexandra Palace (AAP)	d					1647						1717						
Potters Bar (PBR)	d					1656						1726						
Hatfield (HAT)	d					1702						1732						
Welwyn Garden City (WGC)	4 d					1710e						1740e						
Welwyn North (WLW)	d					1712						1742						
Knebworth (KBW)	d					1716						1746						
Stevenage (SVG)	4 d			1705	1715	1720	1729				1745	1750	1759			1805		1815
Hitchin (HIT)	4 d				1720	1726	1734				1750	1756	1804					1820
Arlesey (ARL)	d					1726						1756						1826
Biggleswade (BIW)	d			1718		1731						1801				1818		1831
Sandy (SDY)	d					1735						1805						1835
St Neots (SNO)	d			1728		1743						1812				1828		1843
Huntingdon (HUN)	d			1736		1752						1820				1836		1852
Peterborough (PBO)	8 a		1750	1753	1756	1808			1820	1833	1837				1850	1853	1856	1908
Letchworth Garden City (LET)	d					1731	1740					1802a	1810					
Baldock (BDK)	d					1734	1743						1813					
Ashwell & Morden (AWM)	d						1748						1818					
Royston (RYS)	d					1743	1753						1823					
Meldreth (MEL)	d					1746												
Shepreth (STH)	d					1750												
Foxton (FXN)	d					1752												
Cambridge South (CMS)	d	1739				1759	1805	1809					1835	1839				
Cambridge (CBG)	a	1743				1805	1809	1813					1839	1843				
Cambridge (CBG)	d	1749						1815						1849				
Cambridge North (CMB)	d	1753						1819						1853				
Waterbeach (WBC)	d	1758						1824						1858				
Ely (ELY)	4 a	1807						1833						1907				
Ely (ELY)	4 d	1808						1834						1908				
Littleport (LTP)	d	1815						1841						1915				
Downham Market (DOW)	d	1824						1852						1924				
Watlington (WTG)	d	1830						1858						1930				
Kings Lynn (KLN)	a	1839						1907						1939				

NOTES (see introductory pages for explanation of train operator codes and standard symbols)

- a Arrival time
d Departure time
e Arrives 4 minutes earlier

- B To Leeds
D To Edinburgh
K To Newcastle
L To Hull
M To Skipton

London, Brighton, Horsham, Gatwick Airport and East Croydon to Stevenage, Peterborough, Cambridge, Ely and Kings Lynn

Saturdays

Operator Days of operation/Notes 1st Class/Reservations/Bus/Ferry Catering facilities	GN 1	TL 1	GN 1	GR F 1R X	TL 1	GN 1	TL 1	GN 1	GR K 1R X	GN 1	GR B 1R X	TL 1	GN 1	TL 1	GN 1	GR C 1R X	TL 1	GN 1
Brighton (BTN)	10 d		1644				1714							1744				
Horsham (HRH)	4 d				1655							1725					1755	
Gatwick Airport (GTW)	10 d		1716		1719		1746					1749		1816			1819	
Redhill (RDH)	d				1729							1759					1829	
East Croydon (ECR)	d		1731		1745		1801					1815		1831			1845	
London Bridge (LBG)	4 d		1746		1801		1816					1831		1846			1901	
London Blackfriars (BFR)	3 d		1752		1807		1822					1837		1852			1907	
City Thameslink (CTK)	3 d		1754		1809		1824					1839		1854			1909	
Farringdon (ZFD)	3 d		1756		1811		1826					1841		1856			1911	
St Pancras International (STP)	15 d		1801		1816		1831					1846		1901			1916	
London Kings Cross (KGX)	15 d	1736		1824	1845		1806		1854	1900	1842	1908		1836		1918	1943	1906
Finsbury Park (FPK)	a	1741	1807		1822	1811	1837					1852	1841	1907			1922	1911
Finsbury Park (FPK)	d	1742	1808		1823	1812	1838					1853	1842	1908			1923	1912
Alexandra Palace (AAP)	d	1747			1817								1847					1917
Potters Bar (PBR)	d	1756			1826								1856					1926
Hatfield (HAT)	d	1802			1832								1902					1932
Welwyn Garden City (WGC)	4 d	1810e			1840e								1910e					1940e
Welwyn North (WLW)	d	1812			1842								1912					1942
Knebworth (KBW)	d	1816			1846								1916					1946
Stevenage (SVG)	4 d	1820	1829		1845	1850	1859			1905		1915	1920	1929			1945	1950
Hitchin (HIT)	4 d	1826	1834		1850	1856	1904					1920	1926	1934			1950	1956
Arlesey (ARL)	d				1856							1926						1956
Biggleswade (BIW)	d				1901					1918		1931						2001
Sandy (SDY)	d				1905							1935						2005
St Neots (SNO)	d				1912					1928		1943						2012
Huntingdon (HUN)	d				1920					1936		1950						2020
Peterborough (PBO)	8 a				1934	1936			1947	1953	1959	2006				2033	2036	
Letchworth Garden City (LET)	d	1831	1840			1902a	1910						1931	1940	1947			2002a
Baldock (BDK)	d	1834	1843				1913						1934	1943				
Ashwell & Morden (AWM)	d		1848				1918							1948				
Royston (RYS)	d	1843	1853				1923						1943	1953	1957			
Meldreth (MEL)	d	1846											1946					
Shepreth (STH)	d	1850											1950					
Foxton (FXN)	d	1852											1952					
Cambridge South (CMS)	d	1859	1905	1909			1935	1939					1959	2005	2009			
Cambridge (CBG)	a	1905	1909	1914			1939	1943					2005	2009	2013			
Cambridge (CBG)	d			1917				1949								2015		
Cambridge North (CMB)	d			1921				1953								2019		
Waterbeach (WBC)	d			1926				1958								2024		
Ely (ELY)	4 a			1935				2007								2033		
Ely (ELY)	4 d			1936				2008								2034		
Littleport (LTP)	d			1943				2015								2041		
Downham Market (DOW)	d			1952				2024								2052		
Watlington (WTG)	d			1958				2030								2058		
Kings Lynn (KLN)	a			2007				2039								2107		

NOTES (see introductory pages for explanation of train operator codes and standard symbols)

- a Arrival time
- d Departure time
- e Arrives 4 minutes earlier

- B To Leeds
- C To Lincoln
- F To York
- K To Newcastle

London, Brighton, Horsham, Gatwick Airport and East Croydon to Stevenage, Peterborough, Cambridge, Ely and Kings Lynn

Saturdays

Operator Days of operation/Notes 1st Class/Reservations/Bus/Ferry Catering facilities	TL 1	GN 1	GR K 1R X	GR B 1R X	TL 1	GN 1	TL 1	GN 1	TL 1	GN 1	TL 1	GR B 1R X	GN 1	GR K 1R X	GR B 1R X	TL 1	GN 1	GN 1
Brighton (BTN)	10 d	1814					1844					1914						
Horsham (HRH)	4 d				1825				1855							1925		
Gatwick Airport (GTW)	10 d	1846			1849		1916		1919			1946				1949		
Redhill (RDH)	d				1859				1929							1959		
East Croydon (ECR)	10 d	1901			1915		1931		1945			2001				2015		
London Bridge (LBG)	4 d	1916			1931		1946		2001			2016				2031		
London Blackfriars (BFR)	3 d	1922			1937		1952		2007			2022				2037		
City Thameslink (CTK)	3 d	1924			1939		1954		2009			2024				2039		
Farringdon (ZFD)	3 d	1926			1941		1956		2011			2026				2041		
St Pancras International (STP)	15 d	1931			1946		2001		2016			2031				2046		
London Kings Cross (KGX)	15 d		1948	2003	2009		1936		2018		2006		2040	2048	2103	2106	2036	2118
Finsbury Park (FPK)	a	1937			1952	1941	2007		2022	2011	2037					2052	2041	
Finsbury Park (FPK)	d	1938			1953	1942	2008		2023	2012	2038					2053	2042	
Alexandra Palace (AAP)	d				1947					2017						2047		
Potters Bar (PBR)	d				1956					2026						2056		
Hatfield (HAT)	d				2002					2032						2102		
Welwyn Garden City (WGC)	4 d				2010e					2040e						2108		
Welwyn North (WLW)	d				2012					2042						2110		
Knebworth (KBW)	d				2016					2046						2114		
Stevenage (SVG)	4 d	1959			2015	2020	2029		2045	2050	2059	2101u				2115	2118	
Hitchin (HIT)	4 d	2004			2020	2026	2034		2050	2056	2104					2120	2124	
Arlesey (ARL)	d				2026				2056							2126		
Biggleswade (BIW)	d				2031				2101							2131		
Sandy (SDY)	d				2035				2105							2135		
St Neots (SNO)	d				2043				2113							2143		
Huntingdon (HUN)	d				2052				2120							2150		
Peterborough (PBO)	8 a			2050	2056	2108			2136			2130		2150	2154	2206		
Letchworth Garden City (LET)	d	2010	2017				2031	2040	2047		2102a	2110		2117			2129	2147
Baldock (BDK)	d	2013					2034	2043				2113					2132	
Ashwell & Morden (AWM)	d	2018						2048				2118					2137	
Royston (RYS)	d	2023	2027				2043	2053	2057			2123		2127			2143	2157
Meldreth (MEL)	d						2046										2146	
Shepreth (STH)	d						2050										2150	
Foxton (FXN)	d						2052										2152	
Cambridge South (CMS)	d	2035	2039				2059	2105	2109			2135		2139			2159	2209
Cambridge (CBG)	a	2039	2043				2105	2109	2113			2139		2143			2205	2213
Cambridge (CBG)	d		2045						2115					2145				2215
Cambridge North (CMB)	d		2049						2119					2149				2219
Waterbeach (WBC)	d		2054						2124					2154				2224
Ely (ELY)	4 a		2103						2135					2203				2235
Ely (ELY)	4 d		2106											2206				
Littleport (LTP)	d		2113											2213				
Downham Market (DOW)	d		2122											2222				
Watlington (WTG)	d		2128											2228				
Kings Lynn (KLN)	a		2137											2237				

NOTES (see introductory pages for explanation of train operator codes and standard symbols)

- a Arrival time
- d Departure time
- u Stops to pick up only
- e Arrives 4 minutes earlier

- B To Leeds
- K To Newcastle

London, Brighton, Horsham, Gatwick Airport and East Croydon to Stevenage, Peterborough, Cambridge, Ely and Kings Lynn

Saturdays

Operator Days of operation/Notes 1st Class/Reservations/Bus/Ferry Catering facilities	TL 1	GN 1	TL 1	GR B 1 1 1 1 1 1 1 1 1	GN 1	TL 1	GN 1	GN 1	TL 1	GN 1	TL 1	GN 1	TL 1	GN 1	TL 1	GN 1	GN 1	GN 1
Brighton (BTN)	10 d		2014								2114							
Horsham (HRH)	4 d	1955				2025			2055				2125		2155			
Gatwick Airport (GTW)	10 d	2019	2046			2049			2119		2146		2149		2219			
Redhill (RDH)	d	2029				2059			2129				2204		2234			
East Croydon (ECR)	d	2045	2101			2115			2145		2201		2215		2245			
London Bridge (LBG)	4 d	2101	2116			2131			2201		2216		2231		2301			
London Blackfriars (BFR)	3 d	2107	2122			2137			2207		2222		2237		2307			
City Thameslink (CTK)	3 d																	
Farringdon (ZFD)	3 d	2111	2126			2141			2211		2226		2241		2311			
St Pancras International (STP)	15 d	2116	2131			2146			2216		2231		2246		2316			
London Kings Cross (KGX)	15 d		2106	2140	2148	2136	2218		2206		2248		2236		2318	2306		
Finsbury Park (FPK)	a	2122	2111	2137		2152	2141		2222	2211	2237		2252	2241	2322	2311		
Finsbury Park (FPK)	d	2123	2112	2138		2153	2142		2223	2212	2238		2253	2242	2323	2312	2300	
Alexandra Palace (AAP)	d		2117			2147			2217				2247		2317	2308		
Potters Bar (PBR)	d		2126			2156			2226				2256		2326	2308		
Hatfield (HAT)	d		2132			2202			2232				2302		2332	2308		
Welwyn Garden City (WGC)	4 d		2140e			2208			2238				2308		2338	2308		
Welwyn North (WLW)	d		2142			2210			2240				2310		2340	2308		
Knebworth (KBW)	d		2146			2214			2244				2314		2344	2308		
Stevenage (SVG)	4 d	2145	2150	2159	2201u	2215	2218		2245	2248	2259		2315	2318	2345	2348	2352	
Hitchin (HIT)	4 d	2150	2156	2204		2220	2224		2250	2254	2304		2320	2324	2350	2354	2357	
Arlesey (ARL)	d	2156				2226			2256				2326		2356			
Biggleswade (BIW)	d	2201				2231			2301				2331		0001			
Sandy (SDY)	d	2205				2235			2305				2335		0005			
St Neots (SNO)	d	2213				2243			2312				2342		0012			
Huntingdon (HUN)	d	2220				2250			2320				2350		0020			
Peterborough (PBO)	8 a	2236		2230		2306			2338				0008		0038			
Letchworth Garden City (LET)	d		2202a	2210		2217		2229	2247		2300a	2310	2317		2329		2345	2359 0003a
Baldock (BDK)	d			2213				2232				2313			2332		2348	0002
Ashwell & Morden (AWM)	d			2218				2237				2318			2337		2353	0007
Royston (RYS)	d			2223		2227		2243	2257			2323	2327		2343		2359	0013
Meldreth (MEL)	d							2246							2346			0016
Shepreth (STH)	d							2250							2350			0020
Foxton (FXN)	d							2252							2352			0022
Cambridge South (CMS)	d			2235		2239		2259	2309			2335	2339		2359		0011	0029
Cambridge (CBG)	a			2239		2243		2305	2313			2339	2343		0005		0015	0035
Cambridge (CBG)	d					2245			2315				2345				0018	
Cambridge North (CMB)	d					2249			2319				2349				0022	
Waterbeach (WBC)	d					2254			2324				2354				0027	
Ely (ELY)	4 a					2303			2335				0003				0036	
Ely (ELY)	4 d					2306							0004				0037	
Littleport (LTP)	d					2313							0011				0044	
Downham Market (DOW)	d					2322							0020				0053	
Watlington (WTG)	d					2328							0026				0059	
Kings Lynn (KLN)	a					2337							0035				0108	

NOTES (see introductory pages for explanation of train operator codes and standard symbols)

- a Arrival time
- d Departure time
- u Stops to pick up only
- e Arrives 4 minutes earlier

- B To Leeds
- N Via Hertford North. From Moorgate

London, Brighton, Horsham, Gatwick Airport and East Croydon to Stevenage, Peterborough, Cambridge, Ely and Kings Lynn

Saturdays

Operator Days of operation/Notes	TL	TL	GN SUM	GN SUM	GN SUM N	TL SUM	GN SUM	GN SUM N	TL P	TL Q	TL SUM R	TL SUM R	TL SUM R	GN SUM
1st Class/Reservations/Bus/Ferry	1	1	1	1	1	1	1	1	1	1	1	1	1	1
Brighton (BTN)	10 d	2214												
Horsham (HRH)	4 d	2225							2311	2311				
Gatwick Airport (GTW)	10 d	2246	2249						2335	2335				
Redhill (RDH)	d		2304						2349	2349				
East Croydon (ECR)	d	2301	2315						0010	0010				
London Bridge (LBG)	4 d	2316	2331											
London Blackfriars (BFR)	3 d	2322	2337						0037	0037				
City Thameslink (CTK)	3 d													
Farringdon (ZFD)	3 d	2326	2341						0041	0041				
St Pancras International (STP)	15 d	2331	2346						0046	0046				
London Kings Cross (KGX)	15 d			0001	0007		0020	0031						0107
Finsbury Park (FPK)	a	2337	2352	0006	0012		0025	0036	0052	0052				0112
Finsbury Park (FPK)	d	2338	2353	0008	0013	0001	0026	0038	0053	0053				0113
Alexandra Palace (AAP)	d			0017	0009			0038						0117
Potters Bar (PBR)	d			0026										0126
Hatfield (HAT)	d			0032										0132
Welwyn Garden City (WGC)	4 d			0038										0138c
Welwyn North (WLW)	d			0040										0140
Knebworth (KBW)	d			0044										0144
Stevenage (SVG)	4 d	2359	0015	0029	0048	0054	0058	0102	0122	0126	0126			0149
Hitchin (HIT)	4 d	0004	0020	0034	0057	0103	0107	0111	0128	0135	0134a	0144		0158
Arlesey (ARL)	d		0026				0113			0141		0202		
Biggleswade (BIW)	d		0031				0118			0146		0222a	0227	
Sandy (SDY)	d		0035				0122			0150			0237	
St Neots (SNO)	d		0042				0129			0157			0257	
Huntingdon (HUN)	d		0050				0137			0205			0327a	0332
Peterborough (PBO)	8 a		0108				0155			0223			0412	
Letchworth Garden City (LET)	d	0010		0040	0102a	0109a		0116s	0134a					0203a
Baldock (BDK)	d	0013		0043				0119s						
Ashwell & Morden (AWM)	d	0018		0048				0124s						
Royston (RYS)	d	0023		0053				0128s						
Meldreth (MEL)	d			0056				0132s						
Shepreth (STH)	d			0100				0136s						
Foxton (FXN)	d			0102				0138s						
Cambridge South (CMS)	d	0035		0110				0146s						
Cambridge (CBG)	a	0039		0114				0150						
Cambridge (CBG)	d													
Cambridge North (CMB)	d													
Waterbeach (WBC)	d													
Ely (ELY)	4 a													
Ely (ELY)	4 d													
Littleport (LTP)	d													
Downham Market (DOW)	d													
Watlington (WTG)	d													
Kings Lynn (KLN)	a													

NOTES (see introductory pages for explanation of train operator codes and standard symbols)

- a Arrival time
- d Departure time
- s Stops to set down only
- c Arrives 3 minutes earlier

- N Via Hertford North. From Moorgate
- P Runs until 3 October
- Q Runs from 10 October
- R Runs from 11 October

SUM Sunday mornings

London, Brighton, Horsham, Gatwick Airport and East Croydon to Stevenage, Peterborough, Cambridge, Ely and Kings Lynn

Sundays

Operator Days of operation/Notes 1st Class/Reservations/Bus/Ferry Catering facilities	GN 1	GN 1	GN 1	TL 1	GN 1	TL 1	GN 1	GN 1	GR A 1R X	TL 1	GN 1	GN 1	TL 1	GR B 1R X	GR C 1R X	GR D 1R X	GN 1	TL 1
Brighton (BTN) 10 d																		
Horsham (HRH) 4 d																		
Gatwick Airport (GTW) 10 d													0853					
Redhill (RDH) d																		
East Croydon (ECR) d													0908					
London Bridge (LBG) 4 d													0924					
London Blackfriars (BFR) 3 d													0931					
City Thameslink (CTK) 3 d																		
Farringdon (ZFD) 3 d													0935					
St Pancras International (STP) 15 d													0940					
London Kings Cross (KGX) 15 d	0620		0706	0730	0812	0812	0806	0841	0903	0912	0924	0906		0943	1003	1010	1024	1013
Finsbury Park (FPK) d	0625		0711	0735		0817	0811	0846		0917		0911	0946					1018
Finsbury Park (FPK) d	0626		0712	0736		0818	0812	0848		0918		0912	0948					1019
Alexandra Palace (AAP) d	0631		0717				0817					0917						
Potters Bar (PBR) d	0639		0726				0826					0926						
Hatfield (HAT) d	0645		0732				0832					0932						
Welwyn Garden City (WGC) 4 d	0650		0740				0840c					0940c						
Welwyn North (WLW) d	0652		0742				0842					0942						
Knebworth (KBW) d	0656		0746				0846					0946						
Stevenage (SVG) 4 d	0701		0750	0802	0834	0839	0850	0910		0939		0950	1010					1039
Hitchin (HIT) 4 d	0710		0756	0806	0840	0844	0856	0916		0944		0956	1016					1044
Arlesey (ARL) d				0812		0850				0950								1050
Biggleswade (BIW) d				0817		0855				0955								1055
Sandy (SDY) d				0821		0859				0959								1059
St Neots (SNO) d				0828		0906				1006								1106
Huntingdon (HUN) d				0836		0914				1014								1114
Peterborough (PBO) 8 a				0851		0930			0949	1030				1033	1049	1056		1130
Letchworth Garden City (LET) d	0715		0801		0845		0901	0921				1001	1021					
Baldock (BDK) d	0718		0804		0848		0904	0924				1004	1024					
Ashwell & Morden (AWM) d	0723		0809		0853		0909	0929				1009	1029					
Royston (RYS) d	0728		0814		0858		0914	0934				1014	1034					
Meldreth (MEL) d	0731		0818				0918					1018						
Shepreth (STH) d	0735		0821				0921					1021						
Foxton (FXN) d	0737		0824				0924					1024						
Cambridge South (CMS) d	0744		0831		0910		0931	0946			1010	1031	1046				1110	
Cambridge (CBG) a	0750		0837		0915		0937	0950			1014	1037	1050				1114	
Cambridge (CBG) d		0819			0919						1019						1119	
Cambridge North (CMB) d		0823			0923						1023						1123	
Waterbeach (WBC) d		0828			0928						1028						1128	
Ely (ELY) 4 a		0837			0937						1037						1137	
Ely (ELY) 4 d		0838			0938						1038						1138	
Littleport (LTP) d		0845			0945						1045						1145	
Downham Market (DOW) d		0854			0954						1054						1154	
Watlington (WTG) d		0900			1000						1100						1200	
Kings Lynn (KLN) a		0909			1009						1109						1209	

NOTES (see introductory pages for explanation of train operator codes and standard symbols)

- a Arrival time
- d Departure time
- c Arrives 4 minutes earlier

- A To Edinburgh
- B To York
- C To Aberdeen
- D To Leeds

London, Brighton, Horsham, Gatwick Airport and East Croydon to Stevenage, Peterborough, Cambridge, Ely and Kings Lynn

Sundays

Operator Days of operation/Notes 1st Class/Reservations/Bus/Ferry Catering facilities	GN 1	TL 1	GR E 1R X	GR A 1R X	GR D 1R X	TL 1	GN 1	GN 1	TL 1	GR B 1R X	GR F 1R X	GR D 1R X	TL 1	GN 1	GN 1	TL 1	GR E 1R X	GR A 1R X
Brighton (BTN)	10 d		0922						1022								1122	
Horsham (HRH)	4 d																	
Gatwick Airport (GTW)	10 d		0953						1053								1153	
Redhill (RDH)	d																	
East Croydon (ECR)	d		1008						1108								1208	
London Bridge (LBG)	4 d		1024						1124								1224	
London Blackfriars (BFR)	3 d		1031						1131								1231	
City Thameslink (CTK)	3 d																	
Farringdon (ZFD)	3 d		1035						1135								1235	
St Pancras International (STP)	15 d		1040						1140								1240	
London Kings Cross (KGX)	15 d		1006	1043	1103	1110	1112	1124	1106	1143	1203	1210	1212	1224	1206		1243	1303
Finsbury Park (FPK)	a	1011	1046				1117		1111	1146			1217		1211	1246		
Finsbury Park (FPK)	d	1012	1048				1118		1112	1148			1218		1212	1248		
Alexandra Palace (AAP)	d	1017							1117						1217			
Potters Bar (PBR)	d	1026							1126						1226			
Hatfield (HAT)	d	1032							1132						1232			
Welwyn Garden City (WGC)	4 d	1040c							1140c						1240c			
Welwyn North (WLW)	d	1042							1142						1242			
Knebworth (KBW)	d	1046							1146						1246			
Stevenage (SVG)	4 d	1050	1110				1139		1150	1210			1239		1250	1310		
Hitchin (HIT)	4 d	1056	1116				1144		1156	1216			1244		1256	1316		
Arlesey (ARL)	d						1150						1250					
Biggleswade (BIW)	d						1155						1255					
Sandy (SDY)	d						1159						1259					
St Neots (SNO)	d						1206						1306					
Huntingdon (HUN)	d						1214						1314					
Peterborough (PBO)	8 a			1133	1149	1155	1231				1233	1249	1256	1330			1333	1349
Letchworth Garden City (LET)	d	1101	1121						1201	1221					1301	1321		
Baldock (BDK)	d	1104	1124						1204	1224					1304	1324		
Ashwell & Morden (AWM)	d	1109	1129						1209	1229					1309	1329		
Royston (RYS)	d	1114	1134						1214	1234					1314	1334		
Meldreth (MEL)	d	1118							1218						1318			
Shepreth (STH)	d	1121							1221						1321			
Foxton (FXN)	d	1124							1224						1324			
Cambridge South (CMS)	d	1131	1146				1210	1231	1246					1310	1331	1346		
Cambridge (CBG)	a	1137	1150				1214	1237	1250					1314	1337	1350		
Cambridge (CBG)	d						1219							1319				
Cambridge North (CMB)	d						1223							1323				
Waterbeach (WBC)	d						1228							1328				
Ely (ELY)	4 a						1237							1337				
Ely (ELY)	4 d						1238							1338				
Littleport (LTP)	d						1245							1345				
Downham Market (DOW)	d						1254							1354				
Watlington (WTG)	d						1300							1400				
Kings Lynn (KLN)	a						1309							1409				

NOTES (see introductory pages for explanation of train operator codes and standard symbols)

- a Arrival time
- d Departure time
- c Arrives 4 minutes earlier

- A To Edinburgh
- B To York
- D To Leeds
- E To Lincoln
- F To Inverness

London, Brighton, Horsham, Gatwick Airport and East Croydon to Stevenage, Peterborough, Cambridge, Ely and Kings Lynn

Sundays

Operator Days of operation/Notes 1st Class/Reservations/Bus/Ferry Catering facilities	GR D 1R X	TL 1	GN 1	GN 1	TL 1	GR B 1R X	GR C 1R X	GR D 1R X	TL 1	GN 1	GN 1	TL 1	GR E 1R X	GR A 1R X	GR D 1R X	TL 1	GN 1	GN 1
Brighton (BTN)	10 d				1222							1322						
Horsham (HRH)	4 d																	
Gatwick Airport (GTW)	10 d				1253							1353						
Redhill (RDH)	d																	
East Croydon (ECR)	d				1308							1408						
London Bridge (LBG)	4 d				1324							1424						
London Blackfriars (BFR)	3 d				1331							1431						
City Thameslink (CTK)	3 d																	
Farringdon (ZFD)	3 d				1335							1435						
St Pancras International (STP)	15 d				1340							1440						
London Kings Cross (KGX)	15 d	1310	1312	1324	1306	1343	1403	1410	1412	1424	1406	1443	1503	1510	1512	1524	1506	
Finsbury Park (FPK)	a		1317		1311	1346			1417		1411	1446			1517		1511	
Finsbury Park (FPK)	d		1318		1312	1348			1418		1412	1448			1518		1512	
Alexandra Palace (AAP)	d				1317						1417						1517	
Potters Bar (PBR)	d				1326						1426						1526	
Hatfield (HAT)	d				1332						1432						1532	
Welwyn Garden City (WGC)	4 d				1340c						1440c						1540c	
Welwyn North (WLW)	d				1342						1442						1542	
Knebworth (KBW)	d				1346						1446						1546	
Stevenage (SVG)	4 d		1339		1350	1410			1439		1450	1510				1539	1550	
Hitchin (HIT)	4 d		1344		1356	1416			1444		1456	1516				1544	1556	
Arlesey (ARL)	d		1350						1450							1550		
Biggleswade (BIW)	d		1355						1455							1555		
Sandy (SDY)	d		1359						1459							1559		
St Neots (SNO)	d		1406						1506							1606		
Huntingdon (HUN)	d		1414						1514							1614		
Peterborough (PBO)	8 a	1356	1431			1433	1449	1456	1530				1533	1549	1556	1630		
Letchworth Garden City (LET)	d				1401	1421					1501	1521					1601	
Baldock (BDK)	d				1404	1424					1504	1524					1604	
Ashwell & Morden (AWM)	d				1409	1429					1509	1529					1609	
Royston (RYS)	d				1414	1434					1514	1534					1614	
Meldreth (MEL)	d				1418						1518						1618	
Shepreth (STH)	d				1421						1521						1621	
Foxton (FXN)	d				1424						1524						1624	
Cambridge South (CMS)	d			1410	1431	1446				1510	1531	1546				1610	1631	
Cambridge (CBG)	a			1414	1437	1450				1514	1537	1550				1614	1637	
Cambridge (CBG)	d			1419						1519						1619		
Cambridge North (CMB)	d			1423						1523						1623		
Waterbeach (WBC)	d			1428						1528						1628		
Ely (ELY)	4 a			1437						1537						1637		
Ely (ELY)	4 d			1438						1538						1638		
Littleport (LTP)	d			1445						1545						1645		
Downham Market (DOW)	d			1454						1554						1654		
Watlington (WTG)	d			1500						1600						1700		
Kings Lynn (KLN)	a			1509						1609						1709		

NOTES (see introductory pages for explanation of train operator codes and standard symbols)

- a Arrival time
- d Departure time
- c Arrives 4 minutes earlier

- A To Edinburgh
- B To York
- C To Aberdeen
- D To Leeds
- E To Lincoln

London, Brighton, Horsham, Gatwick Airport and East Croydon to Stevenage, Peterborough, Cambridge, Ely and Kings Lynn

Sundays

Operator Days of operation/Notes 1st Class/Reservations/Bus/Ferry Catering facilities	TL 1	GR B 1R X	GR A 1R X	GR D 1R X	GR E 1R X	GN 1	GR G 1R X	TL 1	GN 1	TL 1	GR A 1R X	GR D 1R X	GN 1	GN 1	TL 1	GN 1	GN 1	GR G 1R X
Brighton (BTN)	10 d	1422								1522								
Horsham (HRH)	4 d																	
Gatwick Airport (GTW)	10 d	1453								1553								
Redhill (RDH)	d																	
East Croydon (ECR)	d	1508								1608								
London Bridge (LBG)	4 d	1524								1624								
London Blackfriars (BFR)	3 d	1531								1631								
City Thameslink (CTK)	3 d																	
Farringdon (ZFD)	3 d	1535								1635								
St Pancras International (STP)	15 d	1540								1640								
London Kings Cross (KGX)	15 d		1550	1600	1603	1608	1624	1633	1612	1606		1703	1709	1654	1636	1712	1724	1706
Finsbury Park (FPK)	15 d	1546							1617	1611	1646				1641	1717		1711
Finsbury Park (FPK)	d	1548							1618	1612	1648				1642	1718		1712
Alexandra Palace (AAP)	d									1617					1647			1717
Potters Bar (PBR)	d									1626					1656			1726
Hatfield (HAT)	d									1632					1702			1732
Welwyn Garden City (WGC)	4 d									1640c					1710c			1740c
Welwyn North (WLW)	d									1642					1712			1742
Knebworth (KBW)	d									1646					1716			1746
Stevenage (SVG)	4 d	1610							1639	1650	1710			1717	1721	1739		1750
Hitchin (HIT)	4 d	1616							1644	1656	1716				1726	1744		1756
Arlesey (ARL)	d								1650							1750		
Biggleswade (BIW)	d								1655					1730		1755		
Sandy (SDY)	d								1659							1759		
St Neots (SNO)	d								1706					1740		1806		
Huntingdon (HUN)	d								1714					1748		1814		
Peterborough (PBO)	8 a		1636	1646	1649	1654		1720	1730			1750	1755	1803		1830		1820
Letchworth Garden City (LET)	d	1621								1701	1721				1732a			1801
Baldock (BDK)	d	1624								1704	1724							1804
Ashwell & Morden (AWM)	d	1629								1709	1729							1809
Royston (RYS)	d	1634								1714	1734							1814
Meldreth (MEL)	d									1718								1818
Shepreth (STH)	d									1721								1821
Foxton (FXN)	d									1724								1824
Cambridge South (CMS)	d	1646				1710			1731	1746						1810	1831	
Cambridge (CBG)	a	1650				1714			1737	1750						1814	1837	
Cambridge (CBG)	d					1719										1819		
Cambridge North (CMB)	d					1723										1823		
Waterbeach (WBC)	d					1728										1828		
Ely (ELY)	4 a					1737										1837		
Ely (ELY)	4 d					1738										1838		
Littleport (LTP)	d					1745										1845		
Downham Market (DOW)	d					1754										1854		
Watlington (WTG)	d					1800										1900		
Kings Lynn (KLN)	a					1809										1909		

NOTES (see introductory pages for explanation of train operator codes and standard symbols)

- a Arrival time
d Departure time
c Arrives 4 minutes earlier

- A To Edinburgh
B To York
D To Leeds
E To Lincoln
G To Newcastle

London, Brighton, Horsham, Gatwick Airport and East Croydon to Stevenage, Peterborough, Cambridge, Ely and Kings Lynn

Sundays

Operator Days of operation/Notes 1st Class/Reservations/Bus/Ferry Catering facilities	TL 1	GR H 1R X	GR A 1R X	GR J 1R X	GN 1	GN 1	TL 1	GN 1	GN 1	TL 1	GR B 1R X	GR A 1R X	GR D 1R X	GN 1	GN 1	TL 1	GN 1	GN 1
Brighton (BTN)	10 d	1622								1722								
Horsham (HRH)	4 d																	
Gatwick Airport (GTW)	10 d	1653								1753								
Redhill (RDH)	d																	
East Croydon (ECR)	d	1708								1808								
London Bridge (LBG)	4 d	1724								1824								
London Blackfriars (BFR)	3 d	1731								1831								
City Thameslink (CTK)	3 d																	
Farringdon (ZFD)	3 d	1735								1835								
St Pancras International (STP)	15 d	1740								1840								
London Kings Cross (KGX)	15 d		1743	1803	1810	1754	1736	1812	1824	1806	1843	1903	1910	1854	1836	1912	1924	1906
Finsbury Park (FPK)	d	1746					1741	1817		1811	1846				1841	1917		1911
Finsbury Park (FPK)	d	1748					1742	1818		1812	1848				1842	1918		1912
Alexandra Palace (AAP)	d						1747			1817					1847			1917
Potters Bar (PBR)	d						1756			1826					1856			1926
Hatfield (HAT)	d						1802			1832					1902			1932
Welwyn Garden City (WGC)	4 d						1810c			1840c					1910c			1940c
Welwyn North (WLW)	d						1812			1842					1912			1942
Knebworth (KBW)	d						1816			1846					1916			1946
Stevenage (SVG)	4 d	1810				1817	1821	1839		1850	1910				1917	1921	1939	1950
Hitchin (HIT)	4 d	1816					1826	1844		1856	1916				1926	1944		1956
Arlesey (ARL)	d						1850									1950		
Biggleswade (BIW)	d				1830		1855								1930			1955
Sandy (SDY)	d						1859									1959		
St Neots (SNO)	d				1840		1906								1940			2006
Huntingdon (HUN)	d				1848		1914								1948			2014
Peterborough (PBO)	8 a		1833	1850	1856	1903		1931			1934	1950	1955	2003		2030		
Letchworth Garden City (LET)	d	1821					1831			1901	1921				1932a			2001
Baldock (BDK)	d	1824					1834			1904	1924							2004
Ashwell & Morden (AWM)	d	1829					1839			1909	1929							2009
Royston (RYS)	d	1834					1844			1914	1934							2014
Meldreth (MEL)	d						1848			1918								2018
Shepreth (STH)	d						1851			1921								2021
Foxton (FXN)	d						1854			1924								2024
Cambridge South (CMS)	d	1846					1901		1910	1931	1946						2010	2031
Cambridge (CBG)	a	1850					1907		1914	1937	1950						2014	2037
Cambridge (CBG)	d								1919								2019	
Cambridge North (CMB)	d								1923								2023	
Waterbeach (WBC)	d								1928								2028	
Ely (ELY)	4 a								1937								2037	
Ely (ELY)	4 d								1938								2038	
Littleport (LTP)	d								1945								2045	
Downham Market (DOW)	d								1954								2054	
Watlington (WTG)	d								2000								2100	
Kings Lynn (KLN)	a								2009								2109	

NOTES (see introductory pages for explanation of train operator codes and standard symbols)

- a Arrival time
d Departure time
c Arrives 4 minutes earlier

- A To Edinburgh
B To York
D To Leeds
H To Hull
J To Skipton

London, Brighton, Horsham, Gatwick Airport and East Croydon to Stevenage, Peterborough, Cambridge, Ely and Kings Lynn

Sundays

Operator Days of operation/Notes 1st Class/Reservations/Bus/Ferry Catering facilities	TL 1	GR E 1R X	GR G 1R X	GR D 1R X	TL 1	GN 1	GN 1	GR D 1R X	TL 1	GR G 1R X	GR D 1R X	TL 1	GN 1	GN 1	GR D 1R X	TL 1	GR G 1R X	TL 1
Brighton (BTN)	10 d	1822							1922							2022		
Horsham (HRH)	4 d																	
Gatwick Airport (GTW)	10 d	1853							1953							2053		
Redhill (RDH)	d																	
East Croydon (ECR)	d	1908							2008							2108		
London Bridge (LBG)	4 d	1924							2024							2124		
London Blackfriars (BFR)	3 d	1931							2031							2131		
City Thameslink (CTK)	3 d																	
Farringdon (ZFD)	3 d	1935							2035							2135		
St Pancras International (STP)	15 d	1940							2040							2140		
London Kings Cross (KGX)	15 d		1943	2003	2009	2012	2024	2006	2036	2103	2108	2112	2124	2106	2136	2203	2212	
Finsbury Park (FPK)	a	1946				2017		2011		2046		2117		2111		2148	2217	
Finsbury Park (FPK)	d	1948				2018		2012		2048		2118		2112		2149	2218	
Alexandra Palace (AAP)	d							2017						2117				
Potters Bar (PBR)	d							2026						2126				
Hatfield (HAT)	d							2032						2132				
Welwyn Garden City (WGC)	4 d							2040c						2140c				
Welwyn North (WLW)	d							2042						2142				
Knebworth (KBW)	d							2046						2146				
Stevenage (SVG)	4 d	2010				2039		2050	2058u	2110		2139		2150	2158u	2210	2239	
Hitchin (HIT)	4 d	2016				2044		2056		2116		2144		2156		2216	2244	
Arlesey (ARL)	d					2050						2150					2250	
Biggleswade (BIW)	d					2055						2155					2255	
Sandy (SDY)	d					2059						2159					2259	
St Neots (SNO)	d					2106						2206					2306	
Huntingdon (HUN)	d					2114						2214					2314	
Peterborough (PBO)	8 a		2033	2049	2055	2130			2127		2150	2154	2230			2227	2250	2330
Letchworth Garden City (LET)	d	2021						2101		2121				2201		2221		
Baldock (BDK)	d	2024						2104		2124				2204		2224		
Ashwell & Morden (AWM)	d	2029						2109		2129				2209		2229		
Royston (RYS)	d	2034						2114		2134				2214		2234		
Meldreth (MEL)	d							2118						2218				
Shepreth (STH)	d							2121						2221				
Foxton (FXN)	d							2124						2224				
Cambridge South (CMS)	d	2046				2110	2132		2146				2210	2231		2246		
Cambridge (CBG)	a	2050				2114	2137		2150				2214	2237		2250		
Cambridge (CBG)	d					2119							2219					
Cambridge North (CMB)	d					2123							2223					
Waterbeach (WBC)	d					2128							2228					
Ely (ELY)	4 a					2137							2237					
Ely (ELY)	4 d					2138							2238					
Littleport (LTP)	d					2145							2245					
Downham Market (DOW)	d					2154							2254					
Watlington (WTG)	d					2200							2300					
Kings Lynn (KLN)	a					2209							2309					

NOTES (see introductory pages for explanation of train operator codes and standard symbols)

- a Arrival time
- d Departure time
- u Stops to pick up only
- c Arrives 4 minutes earlier

- D To Leeds
- E To Lincoln
- G To Newcastle

London, Brighton, Horsham, Gatwick Airport and East Croydon to Stevenage, Peterborough, Cambridge, Ely and Kings Lynn

Sundays

Operator Days of operation/Notes 1st Class/Reservations/Bus/Ferry Catering facilities	GN 1	GN 1	GR D 1 R 1	TL 1	TL 1	GN 1	GN 1	GN MM 1	GN MM K	TL MM 1	GN MM L	TL MM M
Brighton (BTN)	10 d			2122								
Horsham (HRH)	4 d											
Gatwick Airport (GTW)	10 d			2153								
Redhill (RDH)	d											
East Croydon (ECR)	d			2208								
London Bridge (LBG)	4 d			2224								
London Blackfriars (BFR)	3 d			2231								
City Thameslink (CTK)	3 d											
Farringdon (ZFD)	3 d			2235								
St Pancras International (STP)	15 d			2240								
London Kings Cross (KGX)	15 d	2224	2206	2235	2312	2324	2306	0006		0032	0106	0132
Finsbury Park (FPK)	a		2211	2246	2317		2311	0011		0037	0111	0137
Finsbury Park (FPK)	d		2212	2248	2318		2312	0012	0001	0038	0112	0138
Alexandra Palace (AAP)	d		2217				2317	0017	0009	0043	0117	0143
Potters Bar (PBR)	d		2226				2326	0026		0052		0158
Hatfield (HAT)	d		2232				2332	0032		0058		0203
Welwyn Garden City (WGC)	4 d		2240c				2340c	0038e		0102		0208
Welwyn North (WLW)	d		2242				2342	0040		0104s		0210s
Knebworth (KBW)	d		2246				2346	0044		0108s		0214s
Stevenage (SVG)	4 d		2250	2257u	2310	2339	2350	0049	0054	0113	0152	0219
Hitchin (HIT)	4 d		2256		2316	2344	2348	2356	0058	0103	0122	0158
Arlesey (ARL)	d				2350					0128s		
Biggleswade (BIW)	d				2355					0133s		0237s
Sandy (SDY)	d				2359					0137s		
St Neots (SNO)	d				0006					0144s		0246s
Huntingdon (HUN)	d				0014					0151s		0253s
Peterborough (PBO)	8 a			2325		0032				0210		0312
Letchworth Garden City (LET)	d		2301		2321		2354	0001	0103	0109a		0203s
Baldock (BDK)	d		2304		2324		2357	0004	0106			0206s
Ashwell & Morden (AWM)	d		2309		2329		0002	0009	0111			0211s
Royston (RYS)	d		2314		2334		0007	0014	0116			0217a
Meldreth (MEL)	d		2318					0017	0120			
Shepreth (STH)	d		2321					0021	0123			
Foxton (FXN)	d		2324					0023	0126			
Cambridge South (CMS)	d	2310	2333		2347		0020	0031	0133			
Cambridge (CBG)	a	2315	2337		2351		0025	0037	0139			
Cambridge (CBG)	d	2319					0028					
Cambridge North (CMB)	d	2323					0033					
Waterbeach (WBC)	d	2328					0038					
Ely (ELY)	4 a	2337					0047					
Ely (ELY)	4 d	2338					0048					
Littleport (LTP)	d	2345					0055					
Downham Market (DOW)	d	2354					0104					
Watlington (WTG)	d	0001					0110					
Kings Lynn (KLN)	a	0011					0119					

NOTES (see introductory pages for explanation of train operator codes and standard symbols)

- a Arrival time
- d Departure time
- s Stops to set down only
- u Stops to pick up only
- c Arrives 4 minutes earlier
- e Arrives 3 minutes earlier

- D To Leeds
- K Via Hertford North. From Moorgate
- L Via Hertford North
- M Also calls at New Southgate 0146, Oakleigh Park 0149, New Barnet 0151 and Hadley Wood 0154

MM Monday mornings

Kings Lynn, Ely, Cambridge, Peterborough and Stevenage to London, East Croydon, Gatwick Airport, Horsham and Brighton

Mondays to Fridays

Operator Days of operation/Notes 1st Class/Reservations/Bus/Ferry Catering facilities	TL 1	GN 1	TL 1	TL 1	GN 1	TL 1	TL 1	GN 1	TL 1	GN 1	GN 1	GN A 1	TL 1	GR 1	GN 1	TL 1	GN 1	GN 1
Kings Lynn (KLN)	d											0449						0517
Watlington (WTG)	d											0456						0524
Downham Market (DOW)	d											0503						0531
Littleport (LTP)	d											0512						0540
Ely (ELY)	4 a											0520						0548
Ely (ELY)	4 d											0521						0549
Waterbeach (WBC)	d											0530						0558
Cambridge North (CMB)	d											0535						0603
Cambridge (CBG)	a											0540						0608
Cambridge (CBG)	d			0451			0521	0524		0542				0551		0555		0612
Cambridge South (CMS)	d			0455			0525	0528		0546				0555		0559		0615
Foxton (FXN)	d							0535								0606		
Shepreth (STH)	d							0537								0608		
Meldreth (MEL)	d							0541								0612		
Royston (RYS)	d			0507	0515		0537	0546		0558				0607		0617		0628
Ashwell & Morden (AWM)	d			0512	0520		0542							0612		0621		
Baldock (BDK)	d			0517	0525		0547	0554						0617		0627		
Letchworth Garden City (LET)	d		0455		0520	0528		0550	0557		0608		0615	0620		0630		0638
Peterborough (PBO)	8 d	0323		0419			0453			0523		0543			0610		0553	0605
Huntingdon (HUN)	d	0338		0434			0508			0538		0557				0608		0619
St Neots (SNO)	d	0345		0442			0516			0546		0605				0616		0627
Sandy (SDY)	d	0353		0449			0523			0553						0623		
Biggleswade (BIW)	d	0357		0454			0528			0558		0614				0628		0638
Arlesey (ARL)	d	0402		0459			0533			0603						0633		
Hitchin (HIT)	4 d	0411	0459	0507	0525	0533	0541c	0555	0603	0609			0620	0625		0635	0639	
Stevenage (SVG)	4 d	0417	0505	0513	0531	0539	0547	0601	0608	0615			0626	0631			0645	0652
Knebworth (KBW)	d		0508				0542			0612	0619		0629				0649	
Welwyn North (WLW)	d		0512				0546			0615			0633			0644		
Welwyn Garden City (WGC)	4 d		0517	0522			0552			0620			0638					
Hatfield (HAT)	d		0520				0556			0624			0641					
Potters Bar (PBR)	d		0526				0602			0632c			0647					
Alexandra Palace (AAP)	d		0535				0611			0641			0658					
Finsbury Park (FPK)	a	0444	0539	0536	0550	0615	0606	0621	0645	0636			0702	0651			0706	
Finsbury Park (FPK)	a	0445	0540	0537	0552	0616	0607	0622	0646	0637			0703	0652			0707	
London Kings Cross (KGX)	15 a	0451	0546			0622			0652		0637	0644	0710		0700	0703	0707	0717
St Pancras International (STP)	15 a			0544	0559		0614	0629		0644				0659			0714	
Farringdon (ZFD)	3 a			0549	0604		0619	0634		0649				0704			0719	
City Thameslink (CTK)	3 a			0551	0606		0621	0636		0651				0706			0721	
London Blackfriars (BFR)	3 a			0553	0608		0623	0638		0653				0708			0723	
London Bridge (LBG)	4 a			0559	0614		0629	0644		0659				0714			0729	
East Croydon (ECR)	a			0616	0629		0646	0658		0716				0728			0746	
Redhill (RDH)	a			0636			0706			0736							0806	
Gatwick Airport (GTW)	10 a			0649	0644		0719	0714		0749				0744			0816	
Horsham (HRH)	4 a			0712			0744			0814							0842	
Brighton (BTN)	10 a				0718			0748						0818				

NOTES (see introductory pages for explanation of train operator codes and standard symbols)

- a Arrival time
- d Departure time
- c Arrives 3 minutes earlier
- A Also calls at New Barnet 0652

Kings Lynn, Ely, Cambridge, Peterborough and Stevenage to London, East Croydon, Gatwick Airport, Horsham and Brighton

Mondays to Fridays

Operator	GR	GN	TL	GR	GN	TL	GN	GN	GN	TL	GR	GR	GN	TL	GN	GN	GN	TL
Days of operation/Notes	1R	B	1	1R	1	1	1	1	C	1	1R	1R	1	1	1	1	D	1
1st Class/Reservations/Bus/Ferry	1R	1	1	1R	1	1	1	1	1	1	1R	1R	1	1	1	1	1	1
Catering facilities	1R	1	1	1R	1	1	1	1	1	1	1R	1R	1	1	1	1	1	1
Kings Lynn (KLN)	d						0545								0615			
Watlington (WTG)	d						0552								0622			
Downham Market (DOW)	d						0559								0629			
Littleport (LTP)	d						0608								0638			
Ely (ELY)	4 a						0616								0646			
Ely (ELY)	4 d						0617								0647			
Waterbeach (WBC)	d						0626								0656			
Cambridge North (CMB)	d						0631								0701			
Cambridge (CBG)	a						0636								0706			
Cambridge (CBG)	d		0621		0625		0642			0651			0655		0712			0721
Cambridge South (CMS)	d		0625		0629		0645			0655			0659		0715			0725
Foxton (FXN)	d				0636								0706					
Shepreth (STH)	d				0638								0708					
Meldreth (MEL)	d				0642								0712					
Royston (RYS)	d		0637		0647		0658		0703	0707			0717		0728			0737
Ashwell & Morden (AWM)	d		0642		0651					0712			0721					0742
Baldock (BDK)	d		0647		0657				0711	0717			0727					0747
Letchworth Garden City (LET)	d		0645	0650		0700		0708		0715	0720		0730		0738		0745	0750
Peterborough (PBO)	8 d	0619			0643		0623		0637			0700	0712		0653		0705	
Huntingdon (HUN)	d						0638		0652						0708		0719	
St Neots (SNO)	d						0646		0700						0716		0727	
Sandy (SDY)	d						0653								0723			
Biggleswade (BIW)	d						0658		0710						0728		0738	
Arlesey (ARL)	d						0703								0733			
Hitchin (HIT)	4 d		0650	0655		0705	0709		0720	0725			0735	0739			0750	0755
Stevenage (SVG)	4 d		0656	0701			0715		0721	0726	0731			0745		0752	0756	0801
Knebworth (KBW)	d		0659				0719			0729				0749			0759	
Welwyn North (WLW)	d		0703			0714				0733			0744				0803	
Welwyn Garden City (WGC)	4 d		0708							0738							0808	
Hatfield (HAT)	d		0711							0741							0811	
Potters Bar (PBR)	d		0717							0747							0817	
Alexandra Palace (AAP)	d		0728							0758							0828	
Finsbury Park (FPK)	a		0732	0721			0736			0802	0751			0806			0832	0821
Finsbury Park (FPK)	d		0733	0722			0737			0803	0752			0807			0833	0822
London Kings Cross (KGX)	15 a	0720	0740		0733	0734		0737	0745	0810		0752	0801	0803	0807	0817	0840	
St Pancras International (STP)	15 a			0729			0744				0759			0814				0829
Farringdon (ZFD)	3 a			0734			0749				0804			0819				0834
City Thameslink (CTK)	3 a			0736			0751				0806			0821				0836
London Blackfriars (BFR)	3 a			0738			0753				0808			0823				0838
London Bridge (LBG)	4 a			0744			0759				0814			0829				0844
East Croydon (ECR)	a			0759			0816				0829			0846				0859
Redhill (RDH)	a						0838							0905				
Gatwick Airport (GTW)	10 a			0814			0847				0844			0917				0914
Horsham (HRH)	4 a						0913							0940				
Brighton (BTN)	10 a			0848							0918							0948

NOTES (see introductory pages for explanation of train operator codes and standard symbols)

- a Arrival time
- d Departure time
- B Also calls at New Barnet 0722
- C Also calls at New Barnet 0752
- D Also calls at New Barnet 0822

Kings Lynn, Ely, Cambridge, Peterborough and Stevenage to London, East Croydon, Gatwick Airport, Horsham and Brighton

Mondays to Fridays

Operator	GR	GR	GN	GN	TL	GN	GN	TL	GN	TL	GN	GR	GR	GN	TL	GN	GN	TL
Days of operation/Notes	1R	1R	1	1	1	1	E	1	1	1	1	1R	1R	F	1	1	1	1
1st Class/Reservations/Bus/Ferry	1R	1R	1	1	1	1	1	1	1	1	1	1R	1R	1	1	1	1	1
Catering facilities	1R	1R	1	1	1	1	1	1	1	1	1	1R	1R	1	1	1	1	1
Kings Lynn (KLN)	d			0645							0715						0745	
Watlington (WTG)	d			0652							0722						0752	
Downham Market (DOW)	d			0659							0729						0759	
Littleport (LTP)	d			0708							0738						0808	
Ely (ELY)	4 a			0716							0746						0816	
Ely (ELY)	4 d			0717							0747						0817	
Waterbeach (WBC)	d			0726							0756						0826	
Cambridge North (CMB)	d			0731							0801						0831	
Cambridge (CBG)	a			0736							0806						0836	
Cambridge (CBG)	d		0725	0742				0751	0755		0812				0821	0825	0842	
Cambridge South (CMS)	d		0729	0745				0755	0759		0816				0825	0829	0845	
Foxton (FXN)	d		0736						0806								0836	
Shepreth (STH)	d		0738						0808								0838	
Meldreth (MEL)	d		0742						0812								0842	
Royston (RYS)	d		0747	0758				0807	0817		0828				0837	0847	0858	
Ashwell & Morden (AWM)	d		0751					0812	0821						0842	0851		
Baldock (BDK)	d		0757					0817	0827						0847	0857		
Letchworth Garden City (LET)	d		0800	0808			0815	0820	0830		0838			0845	0850	0900	0908	
Peterborough (PBO)	8 d	0734	0743		0723	0737				0753		0814	0828					0823
Huntingdon (HUN)	d				0738	0752				0808								0838
St Neots (SNO)	d				0746	0800				0816								0846
Sandy (SDY)	d				0753					0823								0853
Biggleswade (BIW)	d				0758	0809				0828								0858
Arlesey (ARL)	d				0803					0833								0903
Hitchin (HIT)	4 d		0805		0809		0820	0825	0835	0839				0850	0855	0905		0909
Stevenage (SVG)	4 d	0801s			0815	0820	0826	0831		0845				0856	0901			0915
Knebworth (KBW)	d				0819		0829			0849				0859				0919
Welwyn North (WLW)	d		0815				0833		0844					0903		0914		
Welwyn Garden City (WGC)	4 d						0838							0908				
Hatfield (HAT)	d						0841							0911				
Potters Bar (PBR)	d						0847							0917				
Alexandra Palace (AAP)	d						0858							0928				
Finsbury Park (FPK)	a				0836		0902	0851		0906				0932	0921			0936
Finsbury Park (FPK)	d				0837		0903	0852		0907				0933	0922			0937
London Kings Cross (KGX)	15 a	0830	0834	0835	0839		0844	0910		0903		0909	0917	0919	0940		0933	0937
St Pancras International (STP)	15 a				0844			0859		0914					0929			0944
Farringdon (ZFD)	3 a				0849			0904		0919					0934			0949
City Thameslink (CTK)	3 a				0851			0906		0921					0936			0951
London Blackfriars (BFR)	3 a				0853			0908		0923					0938			0953
London Bridge (LBG)	4 a				0859			0914		0929					0944			0959
East Croydon (ECR)	a				0915			0928		0946					0958			1015
Redhill (RDH)	a				0935					1007								1035
Gatwick Airport (GTW)	10 a				0946			0944		1016					1014			1046
Horsham (HRH)	4 a				1010					1040								1110
Brighton (BTN)	10 a							1018							1048			

NOTES (see introductory pages for explanation of train operator codes and standard symbols)

a Arrival time
d Departure time
s Stops to set down only

E Also calls at New Barnet 0852
F Also calls at New Barnet 0922

Kings Lynn, Ely, Cambridge, Peterborough and Stevenage to London, East Croydon, Gatwick Airport, Horsham and Brighton

Mondays to Fridays

Operator 1st Class/Reservations/Bus/Ferry Catering facilities	GR 1R X	TL 1	GR 1R X	GR 1R X	GN 1	GN 1	TL 1	TL 1	GN 1	GN 1	TL 1	GR 1R X	GR 1R X	TL 1	GN 1	GN 1	GR 1R X	TL 1
Kings Lynn (KLN)	d					0815				0845								
Watlington (WTG)	d					0822				0852								
Downham Market (DOW)	d					0829				0859								
Littleport (LTP)	d					0838				0908								
Ely (ELY)	4 a					0846				0916								
Ely (ELY)	4 d					0847				0917						0946		
Waterbeach (WBC)	d					0856				0926						0956		
Cambridge North (CMB)	d					0901				0931						1001		
Cambridge (CBG)	a					0906				0936						1006		
Cambridge (CBG)	d		0851			0854	0912		0921	0924	0942				0951	0956	1010	
Cambridge South (CMS)	d		0855			0858	0916		0925	0928	0946				0955	1000	1014	
Foxton (FXN)	d					0905				0935						1007		
Shepreth (STH)	d					0907				0937						1010		
Meldreth (MEL)	d					0911				0941						1013		
Royston (RYS)	d		0907			0916	0928		0937	0946					1007	1018		
Ashwell & Morden (AWM)	d		0912						0942						1012			
Baldock (BDK)	d		0917			0924			0947	0954					1017			
Letchworth Garden City (LET)	d		0920			0927	0938		0950	0957					1020	1028		
Peterborough (PBO)	8 d	0850		0859	0908			0853				0923	0947	1005			1010	0954
Huntingdon (HUN)	d							0908				0940c						1010
St Neots (SNO)	d							0916				0948						1018
Sandy (SDY)	d							0923				0955						1025
Biggleswade (BIW)	d							0928				1000						1030
Arlesey (ARL)	d							0933				1005						1035
Hitchin (HIT)	4 d		0925			0933		0939	0955	1003		1011			1025	1033		1041
Stevenage (SVG)	4 d	0919s	0930			0939		0945	1001	1009		1017			1031	1039		1047
Knebworth (KBW)	d					0942		0949		1012						1042		
Welwyn North (WLW)	d					0946				1016						1046		
Welwyn Garden City (WGC)	4 d					0952				1022						1052		
Hatfield (HAT)	d					0956				1026						1056		
Potters Bar (PBR)	d					1002				1032						1102		
Alexandra Palace (AAP)	d					1011				1041						1111		
Finsbury Park (FPK)	a		0950			1015		1006	1021	1045		1036			1051	1115		1106
Finsbury Park (FPK)	d		0952			1016		1007	1022	1046		1037			1052	1116		1107
London Kings Cross (KGX)	15 a	0947		0952	0959	1022	1007			1052	1032		1039	1053		1122	1102	1102
St Pancras International (STP)	15 a		0959					1014	1029			1044			1059			1114
Farringdon (ZFD)	3 a		1004					1019	1034			1049			1104			1119
City Thameslink (CTK)	3 a		1006					1021	1036			1051			1106			1121
London Blackfriars (BFR)	3 a		1008					1023	1038			1053			1108			1123
London Bridge (LBG)	4 a		1014					1029	1044			1059			1114			1129
East Croydon (ECR)	a		1028					1045	1058			1115			1128			1145
Redhill (RDH)	a							1105				1135						1205
Gatwick Airport (GTW)	10 a		1044					1116	1114			1146			1144			1216
Horsham (HRH)	4 a							1140				1212						1240
Brighton (BTN)	10 a		1118						1148						1218			

NOTES (see introductory pages for explanation of train operator codes and standard symbols)

- a Arrival time
- d Departure time
- s Stops to set down only
- c Arrives 3 minutes earlier

Kings Lynn, Ely, Cambridge, Peterborough and Stevenage to London, East Croydon, Gatwick Airport, Horsham and Brighton

Mondays to Fridays

Operator 1st Class/Reservations/Bus/Ferry Catering facilities	GR 1R X	TL 1	GN 1	GN 1	TL 1	TL 1	GN 1	GR 1R X	GR 1R X	TL 1	GN 1	TL 1	GN 1	GN 1	TL 1	GR 1R X	TL 1	GR 1R X
Kings Lynn (KLN)	d			0945										1045				
Watlington (WTG)	d			0952										1052				
Downham Market (DOW)	d			0959										1059				
Littleport (LTP)	d			1008										1108				
Ely (ELY)	4 a			1016										1116				
Ely (ELY)	4 d			1017								1051		1117				
Waterbeach (WBC)	d			1026								1101		1126				
Cambridge North (CMB)	d			1031								1106		1131				
Cambridge (CBG)	a			1036								1111		1136				
Cambridge (CBG)	d		1021	1024	1042		1051					1112	1121	1124	1142		1151	
Cambridge South (CMS)	d		1025	1028	1046		1055					1116	1125	1128	1146		1155	
Foxton (FXN)	d			1035										1135				
Shepreth (STH)	d			1037										1137				
Meldreth (MEL)	d			1041										1141				
Royston (RYS)	d		1037	1046			1107						1137	1146			1207	
Ashwell & Morden (AWM)	d		1042				1112						1142				1212	
Baldock (BDK)	d		1047	1054			1117						1147	1154			1217	
Letchworth Garden City (LET)	d		1050	1057			1120	1125					1150	1157			1220	
Peterborough (PBO)	8 d	1018				1023			1104	1110	1055					1123	1147	1205
Huntingdon (HUN)	d					1040c					1110					1140c		
St Neots (SNO)	d					1048					1118					1148		
Sandy (SDY)	d					1055					1125					1155		
Biggleswade (BIW)	d					1100					1130					1200		
Arlesey (ARL)	d					1105					1135					1205		
Hitchin (HIT)	4 d		1055	1103		1111	1125	1130			1141		1155	1203		1211		1225
Stevenage (SVG)	4 d		1101	1109		1119c	1131	1136			1147		1201	1209		1217		1231
Knebworth (KBW)	d			1112				1142						1212				
Welwyn North (WLW)	d			1116				1146						1216				
Welwyn Garden City (WGC)	4 d			1122				1152						1222				
Hatfield (HAT)	d			1126				1156						1226				
Potters Bar (PBR)	d			1132				1202						1232				
Alexandra Palace (AAP)	d			1141				1211						1241				
Finsbury Park (FPK)	⊖ a		1121	1145		1138	1151	1215			1206		1221	1245		1236		1251
Finsbury Park (FPK)	⊖ d		1122	1146		1139	1152	1216			1207		1222	1246		1237		1252
London Kings Cross (KGX)	⊖ 15 a	1116		1152	1132			1222	1153	1201		1202		1252	1232	1241		1254
St Pancras International (STP)	⊖ 15 a		1129			1146	1159				1214		1229			1244		1259
Farringdon (ZFD)	⊖ 3 a		1134			1151	1204				1219		1234			1249		1304
City Thameslink (CTK)	3 a		1136			1153	1206				1221		1236			1251		1306
London Blackfriars (BFR)	⊖ 3 a		1138			1155	1208				1223		1238			1253		1308
London Bridge (LBG)	⊖ 4 a		1144			1201	1214				1229		1244			1259		1314
East Croydon (ECR)	⊖ a		1158			1216	1228				1245		1258			1315		1328
Redhill (RDH)	a					1235					1305					1335		
Gatwick Airport (GTW)	↔ 10 a		1214			1246	1244				1316		1314			1346		1344
Horsham (HRH)	4 a					1310					1340					1410		
Brighton (BTN)	10 a		1248				1318						1348					1418

NOTES (see introductory pages for explanation of train operator codes and standard symbols)

- a Arrival time
- d Departure time
- c Arrives 3 minutes earlier

Kings Lynn, Ely, Cambridge, Peterborough and Stevenage to London, East Croydon, Gatwick Airport, Horsham and Brighton

Mondays to Fridays

Operator 1st Class/Reservations/Bus/Ferry Catering facilities	GR 1R X	GN 1	GN 1	TL 1	GR 1R X	TL 1	GN 1	GN 1	TL 1	TL 1	GR 1R X	GR 1R X	GN 1	GN 1	TL 1	GC 1R 1P	TL 1	GN 1
Kings Lynn (KLN)	d								1145									
Watlington (WTG)	d								1152									
Downham Market (DOW)	d								1159									
Littleport (LTP)	d								1208									
Ely (ELY)	4 a								1216									
Ely (ELY)	4 d		1151						1217				1251					
Waterbeach (WBC)	d		1201						1226				1301					
Cambridge North (CMB)	d		1206						1231				1306					
Cambridge (CBG)	a		1211						1236				1311					
Cambridge (CBG)	d		1212			1221	1224	1242		1251			1312				1321	1324
Cambridge South (CMS)	d		1216			1225	1228	1246		1255			1316				1325	1328
Foxton (FXN)	d						1235											1335
Shepreth (STH)	d						1238											1337
Meldreth (MEL)	d						1241											1341
Royston (RYS)	d					1238	1246			1307							1337	1346
Ashwell & Morden (AWM)	d					1242				1312							1342	
Baldock (BDK)	d					1247	1254			1317							1347	1354
Letchworth Garden City (LET)	d			1227		1251	1258			1320				1327			1350	1357
Peterborough (PBO)	8 d	1210			1154	1217				1223		1305	1310			1253	1319	
Huntingdon (HUN)	d				1210					1240c						1310c		
St Neots (SNO)	d				1218					1248						1318		
Sandy (SDY)	d				1225					1255						1325		
Biggleswade (BIW)	d				1230					1300						1330		
Arlesey (ARL)	d				1235					1305						1335		
Hitchin (HIT)	4 d			1233	1241		1256	1303		1311	1325				1333	1341		1355
Stevenage (SVG)	4 d			1239	1247		1302	1309		1317	1331				1339	1347		1401
Knebworth (KBW)	d			1242				1312							1342			1412
Welwyn North (WLW)	d			1246				1316							1346			1416
Welwyn Garden City (WGC)	4 d			1252				1322							1352			1422
Hatfield (HAT)	d			1256				1326							1356			1426
Potters Bar (PBR)	d			1302				1332							1402			1432
Alexandra Palace (AAP)	d			1311				1341							1411			1441
Finsbury Park (FPK)	a			1315	1306		1321	1345		1336	1351				1415	1406		1421
Finsbury Park (FPK)	a			1316	1307		1322	1346		1337	1352				1416	1407		1422
London Kings Cross (KGX)	15 a	1302	1302	1322		1316		1352	1332			1354	1402	1403	1423		1414	1452
St Pancras International (STP)	15 a				1314		1329			1344	1359					1414		1429
Farringdon (ZFD)	3 a				1319		1334			1349	1404					1419		1434
City Thameslink (CTK)	3 a				1321		1336			1351	1406					1421		1436
London Blackfriars (BFR)	3 a				1323		1338			1353	1408					1423		1438
London Bridge (LBG)	4 a				1329		1344			1359	1414					1429		1444
East Croydon (ECR)	a				1345		1358			1415	1428					1445		1458
Redhill (RDH)	a				1405					1435						1505		
Gatwick Airport (GTW)	10 a				1416		1414			1446	1444					1516		1514
Horsham (HRH)	4 a				1440					1510						1540		
Brighton (BTN)	10 a						1448				1518							1548

NOTES (see introductory pages for explanation of train operator codes and standard symbols)

- a Arrival time
- d Departure time
- c Arrives 3 minutes earlier

Kings Lynn, Ely, Cambridge, Peterborough and Stevenage to London, East Croydon, Gatwick Airport, Horsham and Brighton

Mondays to Fridays

Operator 1st Class/Reservations/Bus/Ferry Catering facilities	GN ⓘ	TL ⓘ	GR ⓘ ⓧ	TL ⓘ	GR ⓘ ⓧ	GR ⓘ ⓧ	GN ⓘ	GN ⓘ	TL ⓘ	GR ⓘ ⓧ	TL ⓘ	GN ⓘ	GN ⓘ	TL ⓘ	TL ⓘ	GR ⓘ ⓧ	GR ⓘ ⓧ	GN ⓘ	
Kings Lynn (KLN)	d	1245											1345						
Watlington (WTG)	d	1252											1352						
Downham Market (DOW)	d	1259											1359						
Littleport (LTP)	d	1308											1408						
Ely (ELY)	4 a	1316											1416						
Ely (ELY)	4 d	1317					1351						1417					1451	
Waterbeach (WBC)	d	1326					1401						1426					1501	
Cambridge North (CMB)	d	1331					1406						1431					1506	
Cambridge (CBG)	a	1336					1411						1436					1511	
Cambridge (CBG)	d	1342			1351		1412				1421	1424	1442		1451			1512	
Cambridge South (CMS)	d	1346			1355		1416				1425	1428	1446		1455			1516	
Foxton (FXN)	d												1435						
Shepreth (STH)	d												1437						
Meldreth (MEL)	d												1441						
Royston (RYS)	d				1407						1437	1446			1507				
Ashwell & Morden (AWM)	d				1412						1442				1512				
Baldock (BDK)	d				1417						1447	1454			1517				
Letchworth Garden City (LET)	d				1420			1425			1450	1457			1520				
Peterborough (PBO)	8 d		1323	1347		1404	1411			1353	1419				1423		1505	1510	
Huntingdon (HUN)	d		1340							1410c					1440c				
St Neots (SNO)	d		1348							1418					1448				
Sandy (SDY)	d		1355							1425					1455				
Biggleswade (BIW)	d		1400							1430					1500				
Arlesey (ARL)	d		1405							1435					1505				
Hitchin (HIT)	4 d		1411		1425				1431	1441		1455	1503		1511	1525			
Stevenage (SVG)	4 d		1417		1431				1439c	1447		1501	1509		1517	1531			
Knebworth (KBW)	d								1442				1512						
Welwyn North (WLW)	d								1446				1516						
Welwyn Garden City (WGC)	4 d								1452				1522						
Hatfield (HAT)	d								1456				1526						
Potters Bar (PBR)	d								1502				1532						
Alexandra Palace (AAP)	d								1511				1541						
Finsbury Park (FPK)	⊖ a		1435		1451				1515	1506		1521	1545		1536	1551			
Finsbury Park (FPK)	⊖ d		1437		1452				1516	1507		1522	1546		1537	1552			
London Kings Cross (KGX)	⊖ 15 a	1432		1439		1453	1501	1502	1522		1516		1552	1532			1555	1602	1602
St Pancras International (STP)	⊕ 15 a		1444		1459					1514		1529			1544	1559			
Farringdon (ZFD)	⊖ 3 a		1449		1504					1519		1534			1549	1604			
City Thameslink (CTK)	3 a		1451		1506					1521		1536			1551	1606			
London Blackfriars (BFR)	⊖ 3 a		1453		1508					1523		1538			1553	1608			
London Bridge (LBG)	⊖ 4 a		1459		1514					1529		1544			1559	1614			
East Croydon (ECR)	⊖ a		1515		1528					1545		1558			1615	1628			
Redhill (RDH)	a		1535							1605					1635				
Gatwick Airport (GTW)	↔ 10 a		1546		1544					1616		1614			1646	1644			
Horsham (HRH)	4 a		1610							1640					1710				
Brighton (BTN)	10 a				1618							1648							

NOTES (see introductory pages for explanation of train operator codes and standard symbols)

- a Arrival time
- d Departure time
- c Arrives 3 minutes earlier

Kings Lynn, Ely, Cambridge, Peterborough and Stevenage to London, East Croydon, Gatwick Airport, Horsham and Brighton

Mondays to Fridays

Operator 1st Class/Reservations/Bus/Ferry Catering facilities	GN □	TL □	TL □	GN □	GN □	TL □	GR □ ⊗	TL □	GN □	GR □ ⊗	GR □ ⊗	GN □	TL □	GR □ ⊗	TL □	GN □	GN □	TL □
Kings Lynn (KLN)	d				1445												1545	
Watlington (WTG)	d				1452												1552	
Downham Market (DOW)	d				1459												1559	
Littleport (LTP)	d				1508												1608	
Ely (ELY)	4 a				1516												1616	
Ely (ELY)	4 d				1517							1551					1617	
Waterbeach (WBC)	d				1526							1601					1628	
Cambridge North (CMB)	d				1531							1606					1633	
Cambridge (CBG)	a				1536							1611					1638	
Cambridge (CBG)	d		1521	1524	1542			1551	1557			1612			1621	1624	1642	
Cambridge South (CMS)	d		1525	1528	1546			1554	1600			1616			1625	1628	1646	
Foxton (FXN)	d			1535					1607								1635	
Shepreth (STH)	d			1537					1610								1637	
Meldreth (MEL)	d			1541					1613								1641	
Royston (RYS)	d		1537	1546				1607	1618						1637	1646		
Ashwell & Morden (AWM)	d		1542	1550				1612							1642	1650		
Baldock (BDK)	d		1547	1555				1617							1647	1655		
Letchworth Garden City (LET)	d	1527		1550	1558			1620	1628						1650	1658		
Peterborough (PBO)	8 d		1453			1523	1547			1604	1610		1553	1620				1623
Huntingdon (HUN)	d		1510c			1540c							1609					1640c
St Neots (SNO)	d		1518			1548							1617					1648
Sandy (SDY)	d		1525			1555							1625					1655
Biggleswade (BIW)	d		1530			1600							1629					1700
Arlesey (ARL)	d		1535			1605							1635					1705
Hitchin (HIT)	4 d	1533	1541	1555	1603		1611		1625	1633			1641		1655	1703		1711
Stevenage (SVG)	4 d	1539	1547	1601	1609		1617		1631	1639			1647		1701	1709		1717
Knebworth (KBW)	d	1542			1612					1642							1712	
Welwyn North (WLW)	d	1546			1616					1646							1716	
Welwyn Garden City (WGC)	4 d	1552			1622					1652							1721	
Hatfield (HAT)	d	1556			1626					1656							1724	
Potters Bar (PBR)	d	1602			1632					1702							1730	
Alexandra Palace (AAP)	d	1611			1641					1711							1739	
Finsbury Park (FPK)	⊕ a	1615	1606	1621	1645		1636		1651	1716			1706		1721	1744		1736
Finsbury Park (FPK)	⊕ d	1616	1607	1622	1646		1637		1652	1717			1707		1722	1746		1737
London Kings Cross (KGX)	⊕ 15 a	1624			1652	1632	1641		1723	1653	1702	1702		1716		1752	1732	
St Pancras International (STP)	⊕ 15 a		1614	1629			1644		1659				1714		1729			1744
Farringdon (ZFD)	⊕ 3 a		1619	1634			1649		1704				1719		1734			1749
City Thameslink (CTK)	3 a		1621	1636			1651		1706				1721		1736			1751
London Blackfriars (BFR)	⊕ 3 a		1623	1638			1653		1708				1723		1738			1753
London Bridge (LBG)	⊕ 4 a		1629	1644			1659		1714				1729		1744			1759
East Croydon (ECR)	⊕ a		1645	1658			1716		1729				1745		1759			1815
Redhill (RDH)	a		1705				1735						1805					1835
Gatwick Airport (GTW)	↔ 10 a		1716	1714			1746		1744				1816		1814			1846
Horsham (HRH)	4 a		1742				1812						1842					1912
Brighton (BTN)	10 a			1751					1821						1851			

NOTES (see introductory pages for explanation of train operator codes and standard symbols)

- a Arrival time
- d Departure time
- c Arrives 3 minutes earlier

Kings Lynn, Ely, Cambridge, Peterborough and Stevenage to London, East Croydon, Gatwick Airport, Horsham and Brighton

Mondays to Fridays

Operator 1st Class/Reservations/Bus/Ferry Catering facilities	TL ⏰	GN ⏰	GR ⏰ ⏰	GR ⏰ ⏰	GN ⏰	TL ⏰	TL ⏰	GN ⏰	GN ⏰	TL ⏰	GR ⏰ ⏰	TL ⏰	GN ⏰	GC ⏰ ⏰	GR ⏰ ⏰	GR ⏰ ⏰	GN ⏰	TL ⏰
Kings Lynn (KLN)	d				1615				1645								1715	
Watlington (WTG)	d				1622				1652								1722	
Downham Market (DOW)	d				1629				1659								1729	
Littleport (LTP)	d				1638				1708								1738	
Ely (ELY)	4 a				1646				1716								1746	
Ely (ELY)	4 d				1647				1717								1747	
Waterbeach (WBC)	d				1656				1726								1756	
Cambridge North (CMB)	d				1701				1731								1801	
Cambridge (CBG)	a				1706				1736								1806	
Cambridge (CBG)	d	1651	1654		1710		1721	1725	1738			1751	1754				1808	
Cambridge South (CMS)	d	1655	1658		1714		1725	1728	1742			1755	1758				1812	
Foxton (FXN)	d		1705						1735				1805					
Shepreth (STH)	d		1707						1738				1807					
Meldreth (MEL)	d		1711						1741				1811					
Royston (RYS)	d	1707	1716				1737	1746	1755			1807	1816				1825	
Ashwell & Morden (AWM)	d	1712	1720				1742					1812						
Baldock (BDK)	d	1717	1725				1747	1754				1817	1824					
Letchworth Garden City (LET)	d	1720	1728				1750	1757				1820	1827					
Peterborough (PBO)	8 d		1704	1710		1653				1723	1749			1757	1804	1810		1752
Huntingdon (HUN)	d					1710c				1740c								1810e
St Neots (SNO)	d					1718				1748								1818
Sandy (SDY)	d					1725				1755								1825
Biggleswade (BIW)	d					1730				1800								1830
Arlesey (ARL)	d					1735				1805								1835
Hitchin (HIT)	4 d	1725	1733			1741	1755	1803		1811		1825	1833					1841
Stevenage (SVG)	4 d	1731	1739			1747	1801	1809		1817		1831	1839					1847
Knebworth (KBW)	d		1742					1812					1842					
Welwyn North (WLW)	d		1746					1816					1846					
Welwyn Garden City (WGC)	4 d		1752					1822					1852					
Hatfield (HAT)	d		1756					1826					1856					
Potters Bar (PBR)	d		1802					1832					1902					
Alexandra Palace (AAP)	d		1811					1841					1911					
Finsbury Park (FPK)	⌚ a	1751	1816			1806	1821	1846		1836		1851	1916					1906
Finsbury Park (FPK)	⌚ d	1752	1817			1807	1822	1847		1837		1852	1917					1907
London Kings Cross (KGX)	⌚ 15 a		1823	1752	1801	1802		1853	1834		1840		1924	1844	1852	1901	1902	
St Pancras International (STP)	⌚ 15 a	1759				1814	1829			1844		1859						1914
Farringdon (ZFD)	⌚ 3 a	1804				1819	1834			1849		1904						1919
City Thameslink (CTK)	⌚ 3 a	1806				1821	1836			1851		1906						1921
London Blackfriars (BFR)	⌚ 3 a	1808				1823	1838			1853		1908						1923
London Bridge (LBG)	⌚ 4 a	1814				1829	1844			1859		1914						1929
East Croydon (ECR)	⌚ a	1829				1845	1858			1915		1928						1945
Redhill (RDH)	a					1906				1936								2006
Gatwick Airport (GTW)	⌚ 10 a	1844				1916	1914			1946		1944						2016
Horsham (HRH)	⌚ 4 a					1942				2012								2040
Brighton (BTN)	⌚ 10 a	1921					1951					2018						

NOTES (see introductory pages for explanation of train operator codes and standard symbols)

- a Arrival time
- d Departure time
- c Arrives 3 minutes earlier
- e Arrives 4 minutes earlier

Kings Lynn, Ely, Cambridge, Peterborough and Stevenage to London, East Croydon, Gatwick Airport, Horsham and Brighton

Mondays to Fridays

Operator 1st Class/Reservations/Bus/Ferry Catering facilities	TL ⏰	GN ⏰	GN ⏰	TL ⏰	TL ⏰	GN ⏰	GR ⏰ ⓧ	GR ⏰ ⓧ	GN ⏰	TL ⏰	GR ⏰ ⓧ	GN ⏰	GN ⏰	TL ⏰	GR ⏰ ⓧ	TL ⏰	GN ⏰	GR ⏰ ⓧ
Kings Lynn (KLN)	d		1745						1819				1849					
Watlington (WTG)	d		1752						1826				1856					
Downham Market (DOW)	d		1759						1833				1903					
Littleport (LTP)	d		1808						1842				1912					
Ely (ELY)	4 a		1816						1852				1920					
Ely (ELY)	4 d		1817						1853				1921					
Waterbeach (WBC)	d		1826						1902				1930					
Cambridge North (CMB)	d		1831						1907				1935					
Cambridge (CBG)	a		1836						1912				1940					
Cambridge (CBG)	d	1821	1824	1842		1850	1854		1913			1923	1942			1951	1954	
Cambridge South (CMS)	d	1825	1828	1846		1854	1858		1917			1927	1946			1955	1958	
Foxton (FXN)	d		1835				1905					1934					2005	
Shepreth (STH)	d		1837				1907					1936					2007	
Meldreth (MEL)	d		1841				1911					1940					2011	
Royston (RYS)	d	1837	1846			1907	1916					1945				2007	2016	
Ashwell & Morden (AWM)	d	1842				1913						1949				2012		
Baldock (BDK)	d	1847	1854			1918	1924					1954				2017	2024	
Letchworth Garden City (LET)	d	1850	1857			1921	1928					1957				2020	2027	
Peterborough (PBO)	8 d			1823				1904	1910		1852	1917		1923	1950			2004
Huntingdon (HUN)	d			1840c						1910e				1940c				
St Neots (SNO)	d			1848						1918				1948				
Sandy (SDY)	d			1855						1925				1955				
Biggleswade (BIW)	d			1900						1930				2000				
Arlesey (ARL)	d			1905						1935				2005				
Hitchin (HIT)	4 d	1855	1903		1911	1926	1933			1941		2003		2011		2025	2033	
Stevenage (SVG)	4 d	1901	1909		1917	1931	1939			1947		2009		2017		2030	2039	
Knebworth (KBW)	d		1912				1942					2012					2042	
Welwyn North (WLW)	d		1916				1947					2016					2047	
Welwyn Garden City (WGC)	4 d		1922				1952					2022					2052	
Hatfield (HAT)	d		1926				1956					2026					2056	
Potters Bar (PBR)	d		1932				2002					2032					2102	
Alexandra Palace (AAP)	d		1941				2011					2041					2111	
Finsbury Park (FPK)	Ⓢ a	1921	1945		1936	1951	2015			2006		2045		2036		2051	2115	
Finsbury Park (FPK)	Ⓢ d	1922	1946		1937	1952	2016			2007		2046		2037		2052	2116	
London Kings Cross (KGX)	Ⓢ a		1953	1932			2022	1953	2001	2003	2016	2054	2032		2039		2122	2053
St Pancras International (STP)	Ⓢ a	1929			1944	1959				2014				2044		2059		
Farringdon (ZFD)	Ⓢ a	1934			1949	2004				2019				2049		2104		
City Thameslink (CTK)	Ⓢ a	1936			1951	2006				2021				2051		2106		
London Blackfriars (BFR)	Ⓢ a	1938			1953	2008				2023				2053		2108		
London Bridge (LBG)	Ⓢ a	1944			1959	2014				2029				2059		2114		
East Croydon (ECR)	Ⓢ a	1958			2015	2028				2045				2116		2128		
Redhill (RDH)	a				2035					2105				2135				
Gatwick Airport (GTW)	Ⓢ a	2014			2046	2044				2116				2146		2144		
Horsham (HRH)	Ⓢ a				2110					2140				2212				
Brighton (BTN)	Ⓢ a	2048				2118										2218		

NOTES (see introductory pages for explanation of train operator codes and standard symbols)

- a Arrival time
- d Departure time
- c Arrives 3 minutes earlier
- e Arrives 4 minutes earlier

Kings Lynn, Ely, Cambridge, Peterborough and Stevenage to London, East Croydon, Gatwick Airport, Horsham and Brighton

Mondays to Fridays

Operator 1st Class/Reservations/Bus/Ferry Catering facilities	GR 1R X	GN 1	TL 1	GN 1	GN 1	TL 1	TL 1	GR 1R X	GR 1R X	GN 1	GN 1	TL 1	GN 1	GN 1	TL 1	GR 1R X	TL 1	GN 1
Kings Lynn (KLN)	d		1918			1949				2019					2049			
Watlington (WTG)	d		1925			1956				2026					2056			
Downham Market (DOW)	d		1932			2003				2033					2103			
Littleport (LTP)	d		1941			2012				2042					2112			
Ely (ELY)	4 a		1949			2020				2050					2120			
Ely (ELY)	4 d		1950			2021				2051					2121			
Waterbeach (WBC)	d		1959			2030				2101					2130			
Cambridge North (CMB)	d		2004			2035				2106					2135			
Cambridge (CBG)	a		2009			2040				2111					2140			
Cambridge (CBG)	d		2012		2025	2042				2112			2121	2142			2151	2156
Cambridge South (CMS)	d		2016		2028	2046				2116			2125	2146			2155	2200
Foxton (FXN)	d				2035								2132					2207
Shepreth (STH)	d				2038								2134					2210
Meldreth (MEL)	d				2041								2138					2213
Royston (RYS)	d				2046				2107				2144				2207	2218
Ashwell & Morden (AWM)	d				2051				2112				2149				2212	
Baldock (BDK)	d				2056				2117				2154				2217	
Letchworth Garden City (LET)	d				2059				2120			2127	2157				2220	2228
Peterborough (PBO)	8 d	2009		1953			2023		2104	2110			2052			2123	2151	
Huntingdon (HUN)	d			2010c			2040c						2110e			2140c		
St Neots (SNO)	d			2018			2048						2118			2148		
Sandy (SDY)	d			2025			2055						2125			2155		
Biggleswade (BIW)	d			2030			2100						2130			2200		
Arlesey (ARL)	d			2035			2105						2135			2205		
Hitchin (HIT)	4 d			2041	2104		2111	2125					2133	2141	2203		2211	2225
Stevenage (SVG)	4 d			2047	2109		2117	2131					2139	2147	2209		2217	2239
Knebworth (KBW)	d				2113								2142		2212			2242
Welwyn North (WLW)	d				2116								2146		2216			2246
Welwyn Garden City (WGC)	4 d				2122								2152		2222			2252
Hatfield (HAT)	d				2126								2156		2226			2256
Potters Bar (PBR)	d				2132								2202		2232			2302
Alexandra Palace (AAP)	d				2141								2211		2241			2311
Finsbury Park (FPK)	⊖ a			2106	2145		2136	2151					2215	2206	2245		2236	2315
Finsbury Park (FPK)	⊖ d			2107	2146		2137	2152					2216	2207	2246		2237	2316
London Kings Cross (KGX)	⊖ 15 a	2102	2105		2152	2132			2152	2201	2202	2222	2214	2219	2249	2252	2247	2322
St Pancras International (STP)	⊖ 15 a			2114			2144	2159					2214			2244		2259
Farringdon (ZFD)	⊖ 3 a			2119			2149	2204					2219			2249		2304
City Thameslink (CTK)	3 a			2121			2151	2206					2221			2251		
London Blackfriars (BFR)	⊖ 3 a			2123			2153	2208					2223			2253		2308
London Bridge (LBG)	⊖ 4 a			2129			2159	2214					2229			2259		2314
East Croydon (ECR)	⊖ a			2145			2215	2228					2245			2314		2328
Redhill (RDH)	a			2205			2235						2305			2333		
Gatwick Airport (GTW)	↔ 10 a			2216			2246	2244					2318			2344		2349
Horsham (HRH)	4 a			2240			2310						2342			0008		
Brighton (BTN)	10 a							2318										0024

NOTES (see introductory pages for explanation of train operator codes and standard symbols)

- a Arrival time
- d Departure time
- s Stops to set down only
- c Arrives 3 minutes earlier
- e Arrives 4 minutes earlier

Kings Lynn, Ely, Cambridge, Peterborough and Stevenage to London, East Croydon, Gatwick Airport, Horsham and Brighton

Mondays to Fridays

Operator Days of operation/Notes 1st Class/Reservations/Bus/Ferry Catering facilities	GN 1	TL 1	GR 1R X	GN 1	GN 1	TL 1	GR 1R X	TL 1	GN 1	GN 1	TL 1	GR 1R X	TL 1	GN 1	GN 1	GR TSM 1R X
Kings Lynn (KLN)	d				2149											2249
Watlington (WTG)	d				2156											2256
Downham Market (DOW)	d				2203											2303
Littleport (LTP)	d				2212											2312
Ely (ELY)	4 a				2220											2320
Ely (ELY)	4 d	2151			2221					2248						2321
Waterbeach (WBC)	d	2201			2230					2258						2330
Cambridge North (CMB)	d	2205			2235					2303						2335
Cambridge (CBG)	a	2210			2240					2308						2343
Cambridge (CBG)	d	2212		2221	2242			2251		2312				2331	2351	
Cambridge South (CMS)	d	2216		2225	2246			2255		2316				2335	2355	
Foxton (FXN)	d			2232										2342		
Shepreth (STH)	d			2235										2344		
Meldreth (MEL)	d			2238										2348		
Royston (RYS)	d			2244				2307		2328				2353	0007	
Ashwell & Morden (AWM)	d			2249				2312						2357	0012	
Baldock (BDK)	d			2254				2317						0002	0017	
Letchworth Garden City (LET)	d			2257				2320	2327	2338				0006	0020	
Peterborough (PBO)	8 d		2155	2220		2223	2247					2254	2326	2318		0027
Huntingdon (HUN)	d		2210			2240c						2310		2334		
St Neots (SNO)	d		2218			2248						2318		2341		
Sandy (SDY)	d		2225			2255						2325		2349		
Biggleswade (BIW)	d		2230			2300						2330		2353		
Arlesey (ARL)	d		2235			2305						2335		2358		
Hitchin (HIT)	4 d		2241		2303	2311		2325	2333		2346		0007	0011	0025	
Stevenage (SVG)	4 d		2247		2309	2317	2324s	2331	2339		2351		0013	0017	0031	0106s
Knebworth (KBW)	d			2312					2342					0020		
Welwyn North (WLW)	d			2316					2346					0024		
Welwyn Garden City (WGC)	4 d			2322					2352					0028		
Hatfield (HAT)	d			2326					2356					0032		
Potters Bar (PBR)	d			2332					0002					0038		
Alexandra Palace (AAP)	d			2341					0011					0046		
Finsbury Park (FPK)	a		2306		2345	2337		2351	0015		0011		0036	0050	0056	
Finsbury Park (FPK)	a		2307		2346	2337		2352	0016		0012		0042	0050	0056	
London Kings Cross (KGX)	15 a	2302		2309	2352	2332	2343	2349	2359	0024	0008	0018	0036	0050	0058	0140
St Pancras International (STP)	15 a		2314													
Farringdon (ZFD)	3 a		2319													
City Thameslink (CTK)	3 a															
London Blackfriars (BFR)	3 a		2323													
London Bridge (LBG)	4 a		2329													
East Croydon (ECR)	a		2346													
Redhill (RDH)	a		0002													
Gatwick Airport (GTW)	10 a		0016													
Horsham (HRH)	4 a		0040													
Brighton (BTN)	10 a															

NOTES (see introductory pages for explanation of train operator codes and standard symbols)

- a Arrival time
- d Departure time
- s Stops to set down only
- c Arrives 3 minutes earlier

TSM Tuesday to Saturday mornings

Kings Lynn, Ely, Cambridge, Peterborough and Stevenage to London, East Croydon, Gatwick Airport, Horsham and Brighton

Saturdays

Operator 1st Class/Reservations/Bus/Ferry Catering facilities	TL ⏰	GN ⏰	TL ⏰	TL ⏰	GN ⏰	TL ⏰	TL ⏰	GN ⏰	GN ⏰	TL ⏰	TL ⏰	GR ⏰ ⏰	GN ⏰	GN ⏰	TL ⏰	GR ⏰ ⏰	TL ⏰	GN ⏰
Kings Lynn (KLN)	d								0449									
Watlington (WTG)	d								0456									
Downham Market (DOW)	d								0503									
Littleport (LTP)	d								0512									
Ely (ELY)	4 a								0520									
Ely (ELY)	4 d								0521				0551					
Waterbeach (WBC)	d								0530				0601					
Cambridge North (CMB)	d								0535				0606					
Cambridge (CBG)	a								0540				0611					
Cambridge (CBG)	d				0451			0521	0524	0542		0551	0612				0621	0624
Cambridge South (CMS)	d				0455			0525	0528	0546		0555	0616				0625	0628
Foxton (FXN)	d								0535									0635
Shepreth (STH)	d								0537									0637
Meldreth (MEL)	d								0541									0641
Royston (RYS)	d				0507	0515		0537	0546	0558		0607					0637	0646
Ashwell & Morden (AWM)	d				0512	0520		0542				0612					0642	
Baldock (BDK)	d				0517	0525		0547	0554			0617					0647	0654
Letchworth Garden City (LET)	d		0455		0520	0528		0550	0557	0608		0620			0627		0650	0657
Peterborough (PBO)	8 d	0323		0419			0453				0523		0610			0555	0621	
Huntingdon (HUN)	d	0338		0434			0508				0538					0610		
St Neots (SNO)	d	0345		0442			0516				0546					0618		
Sandy (SDY)	d	0353		0449			0523				0553					0625		
Biggleswade (BIW)	d	0357		0454			0528				0558					0630		
Arlesey (ARL)	d	0402		0459			0533				0603					0635		
Hitchin (HIT)	4 d	0411	0459	0507	0525	0533	0541c	0555	0602		0609	0625			0633	0641		0655
Stevenage (SVG)	4 d	0417	0505	0513	0531	0539	0547	0601	0608		0617c	0631			0639	0647		0701
Knebworth (KBW)	d		0508			0542			0612						0642			0713
Welwyn North (WLW)	d		0512			0546			0615						0646			0717
Welwyn Garden City (WGC)	4 d		0517	0522		0552			0622c						0652			0722
Hatfield (HAT)	d		0520			0556			0626						0656			0726
Potters Bar (PBR)	d		0526			0602			0632						0702			0732
Alexandra Palace (AAP)	d		0535			0611			0641						0711			0741
Finsbury Park (FPK)	⌚ a	0444	0539	0536	0551	0615	0606	0621	0645		0636	0651			0715	0706		0721
Finsbury Park (FPK)	⌚ d	0445	0540	0537	0552	0616	0607	0622	0646		0637	0652			0716	0707		0722
London Kings Cross (KGX)	⌚ a	0451	0546			0622			0652	0637			0700	0702	0722		0716	0752
St Pancras International (STP)	⌚ a			0544	0559		0614	0629			0644	0659				0714		0729
Farringdon (ZFD)	⌚ a			0549	0604		0619	0634			0649	0704				0719		0734
City Thameslink (CTK)	⌚ a																	
London Blackfriars (BFR)	⌚ a			0553	0608		0623	0638			0653	0708				0723		0738
London Bridge (LBG)	⌚ a			0559	0614		0629	0644			0659	0714				0729		0744
East Croydon (ECR)	⌚ a			0616	0628		0646	0658			0716	0728				0745		0758
Redhill (RDH)	a			0636			0706				0736					0805		
Gatwick Airport (GTW)	⌚ a			0649	0644		0719	0714			0749	0744				0816		0814
Horsham (HRH)	⌚ a			0712			0742				0813					0840		
Brighton (BTN)	⌚ a				0718			0748				0818						0848

NOTES (see introductory pages for explanation of train operator codes and standard symbols)

- a Arrival time
- d Departure time
- c Arrives 3 minutes earlier

Kings Lynn, Ely, Cambridge, Peterborough and Stevenage to London, East Croydon, Gatwick Airport, Horsham and Brighton

Saturdays

Operator 1st Class/Reservations/Bus/Ferry Catering facilities	GR 1R X	GN 1	TL 1	TL 1	GR 1R X	GR 1R X	GN 1	GN 1	TL 1	TL 1	GR 1R X	GN 1	GN 1	TL 1	GR 1R X	TL 1	GN 1	GN 1
Kings Lynn (KLN)	d		0545													0645		
Watlington (WTG)	d		0552													0652		
Downham Market (DOW)	d		0559													0659		
Littleport (LTP)	d		0608													0708		
Ely (ELY)	4 a		0616													0716		
Ely (ELY)	4 d		0617				0651									0717		0747
Waterbeach (WBC)	d		0626				0701									0726		0757
Cambridge North (CMB)	d		0633				0706									0731		0802
Cambridge (CBG)	a		0638				0711									0736		0807
Cambridge (CBG)	d		0642		0651		0712			0721		0724	0742			0751	0810	
Cambridge South (CMS)	d		0646		0655		0716			0725		0728	0746			0755	0814	
Foxton (FXN)	d											0735						
Shepreth (STH)	d											0737						
Meldreth (MEL)	d											0741						
Royston (RYS)	d				0707						0737	0746				0807		
Ashwell & Morden (AWM)	d				0712						0742					0812		
Baldock (BDK)	d				0717						0747	0754				0817		
Letchworth Garden City (LET)	d				0720			0727			0750	0758				0820		0827
Peterborough (PBO)	8 d	0641		0625		0700	0711			0653		0734				0723	0750	
Huntingdon (HUN)	d			0640						0710c						0740c		
St Neots (SNO)	d			0648						0718						0748		
Sandy (SDY)	d			0655						0725						0755		
Biggleswade (BIW)	d			0700						0730						0800		
Arlesey (ARL)	d			0705						0735						0805		
Hitchin (HIT)	4 d			0711	0725				0733	0741	0755		0803			0811	0825	0833
Stevenage (SVG)	4 d			0717	0731				0739	0747	0801	0802s	0809			0817	0831	0839
Knebworth (KBW)	d								0742				0812					0842
Welwyn North (WLW)	d								0746				0816					0846
Welwyn Garden City (WGC)	4 d								0752				0822					0852
Hatfield (HAT)	d								0756				0826					0856
Potters Bar (PBR)	d								0802				0832					0902
Alexandra Palace (AAP)	d								0811				0841					0911
Finsbury Park (FPK)	a			0736	0751				0815	0806	0821		0845			0836	0851	0915
Finsbury Park (FPK)	d			0737	0752				0816	0807	0822		0846			0837	0852	0916
London Kings Cross (KGX)	15 a	0733	0735			0749	0801	0802	0822			0830	0852	0832		0839		0902
St Pancras International (STP)	15 a			0744	0759					0814	0829					0844	0859	
Farringdon (ZFD)	3 a			0749	0804					0819	0834					0849	0904	
City Thameslink (CTK)	3 a																0906	
London Blackfriars (BFR)	3 a			0753	0808					0823	0838					0853	0908	
London Bridge (LBG)	4 a			0759	0814					0829	0844					0859	0914	
East Croydon (ECR)	a			0815	0828					0845	0858					0915	0928	
Redhill (RDH)	a			0835						0905						0934		
Gatwick Airport (GTW)	10 a			0846	0844					0916	0914					0946	0944	
Horsham (HRH)	4 a			0910						0940						1010		
Brighton (BTN)	10 a				0918						0948						1018	

NOTES (see introductory pages for explanation of train operator codes and standard symbols)

- a Arrival time
- d Departure time
- s Stops to set down only
- c Arrives 3 minutes earlier

Kings Lynn, Ely, Cambridge, Peterborough and Stevenage to London, East Croydon, Gatwick Airport, Horsham and Brighton

Saturdays

Operator 1st Class/Reservations/Bus/Ferry Catering facilities	TL ⏰	GN ⏰	GR ⏰ Ⓡ	TL ⏰	GN ⏰	GR ⏰ Ⓡ	GN ⏰	TL ⏰	GR ⏰ Ⓡ	TL ⏰	GR ⏰ Ⓡ	GR ⏰ Ⓡ	GN ⏰	GN ⏰	TL ⏰	GN ⏰	TL ⏰	GN ⏰
Kings Lynn (KLN)	d						0745											
Watlington (WTG)	d						0752											
Downham Market (DOW)	d						0759											
Littleport (LTP)	d						0808											
Ely (ELY)	4 a						0816											
Ely (ELY)	4 d						0817							0851				
Waterbeach (WBC)	d						0826							0901				
Cambridge North (CMB)	d						0831							0906				
Cambridge (CBG)	a						0836							0911				
Cambridge (CBG)	d				0821	0824	0842			0851				0912			0921	0924
Cambridge South (CMS)	d				0825	0828	0846			0855				0916			0925	0928
Foxton (FXN)	d					0835											0935	
Shepreth (STH)	d					0837											0937	
Meldreth (MEL)	d					0841											0941	
Royston (RYS)	d				0837	0846				0907				0928			0937	0946
Ashwell & Morden (AWM)	d				0842					0912							0942	
Baldock (BDK)	d				0847	0854				0917							0947	0954
Letchworth Garden City (LET)	d				0850	0857				0920				0927	0938		0950	0957
Peterborough (PBO)	8 d	0753	0805	0814			0829		0823	0850		0859	0908			0853	0903	
Huntingdon (HUN)	d	0810c	0820						0840c							0908	0920c	
St Neots (SNO)	d	0818	0828						0848							0916	0928	
Sandy (SDY)	d	0825							0855							0923		
Biggleswade (BIW)	d	0830	0838						0900							0928	0938	
Arlesey (ARL)	d	0835							0905							0933		
Hitchin (HIT)	4 d	0841			0855	0903			0911		0925			0933		0939		0955
Stevenage (SVG)	4 d	0847	0852		0901	0909			0917	0917s	0930			0939		0947c	0952	1001
Knebworth (KBW)	d					0912								0942				1012
Welwyn North (WLW)	d					0916								0946				1016
Welwyn Garden City (WGC)	4 d					0922								0952				1022
Hatfield (HAT)	d					0926								0956				1026
Potters Bar (PBR)	d					0932								1002				1032
Alexandra Palace (AAP)	d					0941								1011				1041
Finsbury Park (FPK)	⌚ a	0906			0921	0945			0936		0950			1015		1006		1021
Finsbury Park (FPK)	⌚ d	0907			0922	0946			0937		0952			1016		1007		1022
London Kings Cross (KGX)	⌚ 15 a		0917	0917		0952	0922	0934		0947		0952	0959	1022	1007		1017	1052
St Pancras International (STP)	⌚ 15 a	0914			0929				0944		0959					1014		1029
Farringdon (ZFD)	⌚ 3 a	0919			0934				0949		1004					1019		1034
City Thameslink (CTK)	⌚ 3 a	0921			0936				0951		1006					1021		1036
London Blackfriars (BFR)	⌚ 3 a	0923			0938				0953		1008					1023		1038
London Bridge (LBG)	⌚ 4 a	0929			0944				0959		1014					1029		1044
East Croydon (ECR)	⌚ a	0945			0958				1015		1028					1045		1058
Redhill (RDH)	a	1005							1035							1105		
Gatwick Airport (GTW)	⌚ 10 a	1016			1014				1046		1044					1116		1114
Horsham (HRH)	⌚ 4 a	1040							1110							1140		
Brighton (BTN)	⌚ 10 a				1048						1118							1148

NOTES (see introductory pages for explanation of train operator codes and standard symbols)

- a Arrival time
- d Departure time
- s Stops to set down only
- c Arrives 3 minutes earlier

Kings Lynn, Ely, Cambridge, Peterborough and Stevenage to London, East Croydon, Gatwick Airport, Horsham and Brighton

Saturdays

Operator 1st Class/Reservations/Bus/Ferry Catering facilities	GN I	TL I	GR I R X	TL I	GR I R X	GR I R X	GN I	GN I	TL I	GR I R X	GN I	TL I	GN I	GN I	TL I	TL I	GR I R X	GR I R X
Kings Lynn (KLN)	d	0845					0917									0945		
Watlington (WTG)	d	0852					0924									0952		
Downham Market (DOW)	d	0859					0931									0959		
Littleport (LTP)	d	0908					0940									1008		
Ely (ELY)	4 a	0916					0948									1016		
Ely (ELY)	4 d	0917					0949									1017		
Waterbeach (WBC)	d	0926					0958									1026		
Cambridge North (CMB)	d	0931					1003									1031		
Cambridge (CBG)	a	0936					1008									1036		
Cambridge (CBG)	d	0942			0951		1010					1021	1024	1042		1051		
Cambridge South (CMS)	d	0946			0955		1014					1025	1028	1046		1055		
Foxton (FXN)	d												1035					
Shepreth (STH)	d												1037					
Meldreth (MEL)	d												1041					
Royston (RYS)	d				1007							1037	1046			1107		
Ashwell & Morden (AWM)	d				1012							1042				1112		
Baldock (BDK)	d				1017							1047	1054			1117		
Letchworth Garden City (LET)	d				1020			1027				1050	1057			1120		
Peterborough (PBO)	8 d		0923	0949		1002	1010			0955	1018	1005				1023		1104
Huntingdon (HUN)	d		0940c							1010		1022c				1040c		1110
St Neots (SNO)	d		0948							1018		1030				1048		
Sandy (SDY)	d		0955							1025						1055		
Biggleswade (BIW)	d		1000							1030		1040				1100		
Arlesey (ARL)	d		1005							1035						1105		
Hitchin (HIT)	4 d		1011		1025				1033	1041			1055	1103		1111	1125	
Stevenage (SVG)	4 d		1017		1031				1039	1047		1054	1101	1109		1117	1131	
Knebworth (KBW)	d								1042					1112				
Welwyn North (WLW)	d								1046					1116				
Welwyn Garden City (WGC)	4 d								1052					1122				
Hatfield (HAT)	d								1056					1126				
Potters Bar (PBR)	d								1102					1132				
Alexandra Palace (AAP)	d								1111					1141				
Finsbury Park (FPK)	a		1036		1051				1115	1106			1121	1145		1136	1151	
Finsbury Park (FPK)	d		1037		1052				1116	1107			1122	1146		1137	1152	
London Kings Cross (KGX)	15 a	1034		1040		1051	1101	1102	1123		1116	1120	1152	1134		1152	1201	
St Pancras International (STP)	15 a		1044		1059					1114			1129			1144	1159	
Farringdon (ZFD)	3 a		1049		1104					1119			1134			1149	1204	
City Thameslink (CTK)	3 a		1051		1106					1121			1136			1151	1206	
London Blackfriars (BFR)	3 a		1053		1108					1123			1138			1153	1208	
London Bridge (LBG)	4 a		1059		1114					1129			1144			1159	1214	
East Croydon (ECR)	a		1115		1128					1145			1158			1215	1228	
Redhill (RDH)	a		1135							1205						1235		
Gatwick Airport (GTW)	10 a		1146		1144					1216			1214			1246	1244	
Horsham (HRH)	4 a		1210							1240						1310		
Brighton (BTN)	10 a				1218								1248				1318	

NOTES (see introductory pages for explanation of train operator codes and standard symbols)

- a Arrival time
- d Departure time
- c Arrives 3 minutes earlier

Kings Lynn, Ely, Cambridge, Peterborough and Stevenage to London, East Croydon, Gatwick Airport, Horsham and Brighton

Saturdays

Operator 1st Class/Reservations/Bus/Ferry Catering facilities	GN □	GN □	TL □	TL □	GN □	GN □	TL □	GR □ □	TL □	GR □ □	GR □ □	GN □	GN □	TL □	GR □ □	TL □	GN □	GN □
Kings Lynn (KLN)	d	1015				1045												1145
Watlington (WTG)	d	1022				1052												1152
Downham Market (DOW)	d	1029				1059												1159
Littleport (LTP)	d	1040				1108												1208
Ely (ELY)	4 a	1050				1116												1216
Ely (ELY)	4 d	1051				1117						1151						1218
Waterbeach (WBC)	d	1101				1126						1201						1228
Cambridge North (CMB)	d	1106				1131						1206						1233
Cambridge (CBG)	a	1111				1136						1211						1238
Cambridge (CBG)	d	1112			1121	1124	1142			1151		1212				1221	1224	1242
Cambridge South (CMS)	d	1116			1125	1128	1146			1155		1216				1225	1228	1246
Foxton (FXN)	d					1135												1235
Shepreth (STH)	d					1137												1237
Meldreth (MEL)	d					1141												1241
Royston (RYS)	d				1137	1146				1207						1237		1246
Ashwell & Morden (AWM)	d				1142					1212						1242		
Baldock (BDK)	d				1147	1154				1217						1247	1254	
Letchworth Garden City (LET)	d		1127		1150	1157				1220			1227			1250	1257	
Peterborough (PBO)	8 d			1054				1123	1148		1204	1210			1154	1217		
Huntingdon (HUN)	d			1110				1140c							1210			
St Neots (SNO)	d			1118				1148							1218			
Sandy (SDY)	d			1125				1155							1225			
Biggleswade (BIW)	d			1130				1200							1230			
Arlesey (ARL)	d			1135				1205							1235			
Hitchin (HIT)	4 d		1133	1141	1155	1203		1211		1225				1233	1241		1255	1303
Stevenage (SVG)	4 d		1139	1147	1201	1209		1217		1231				1239	1247		1301	1309
Knebworth (KBW)	d		1142			1212								1242				1312
Welwyn North (WLW)	d		1146			1216								1246				1316
Welwyn Garden City (WGC)	4 d		1152			1222								1252				1322
Hatfield (HAT)	d		1156			1226								1256				1326
Potters Bar (PBR)	d		1202			1232								1302				1332
Alexandra Palace (AAP)	d		1211			1241								1311				1341
Finsbury Park (FPK)	⊖ a		1215	1206	1221	1245		1236		1251				1315	1306		1321	1345
Finsbury Park (FPK)	⊖ d		1216	1207	1222	1246		1237		1252				1316	1307		1322	1346
London Kings Cross (KGX)	⊖ 15 a	1202	1222			1252	1232		1240		1252	1302	1302	1322		1316		1352
St Pancras International (STP)	⊖ 15 a			1214	1229			1244		1259					1314		1329	
Farringdon (ZFD)	⊖ 3 a			1219	1234			1249		1304					1319		1334	
City Thameslink (CTK)	3 a			1221	1236			1251		1306					1321		1336	
London Blackfriars (BFR)	⊖ 3 a			1223	1238			1253		1308					1323		1338	
London Bridge (LBG)	⊖ 4 a			1229	1244			1259		1314					1329		1344	
East Croydon (ECR)	⊖ a			1245	1258			1315		1328					1345		1358	
Redhill (RDH)	a			1305				1335							1405			
Gatwick Airport (GTW)	↔ 10 a			1316	1314			1346		1344					1416		1414	
Horsham (HRH)	4 a			1340				1410							1440			
Brighton (BTN)	10 a				1348					1418							1448	

NOTES (see introductory pages for explanation of train operator codes and standard symbols)

- a Arrival time
- d Departure time
- c Arrives 3 minutes earlier

Kings Lynn, Ely, Cambridge, Peterborough and Stevenage to London, East Croydon, Gatwick Airport, Horsham and Brighton

Saturdays

Operator 1st Class/Reservations/Bus/Ferry Catering facilities	TL 1	TL 1	GR 1R 1R	GR 1R 1R	GN 1	GN 1	TL 1	GC 1R 1R	TL 1	GN 1	GN 1	TL 1	GR 1R 1R	TL 1	GR 1R 1R	GR 1R 1R	GN 1	GN 1
Kings Lynn (KLN)	d											1245						
Watlington (WTG)	d											1252						
Downham Market (DOW)	d											1259						
Littleport (LTP)	d											1308						
Ely (ELY)	4 a											1316						
Ely (ELY)	4 d					1251						1317					1351	
Waterbeach (WBC)	d					1301						1326					1401	
Cambridge North (CMB)	d					1306						1331					1406	
Cambridge (CBG)	a					1311						1336					1411	
Cambridge (CBG)	d		1251			1312			1321	1324	1342				1351		1412	
Cambridge South (CMS)	d		1255			1316			1325	1328	1346				1355		1416	
Foxton (FXN)	d											1335						
Shepreth (STH)	d											1337						
Meldreth (MEL)	d											1341						
Royston (RYS)	d		1307						1337	1346					1407			
Ashwell & Morden (AWM)	d		1312						1342						1412			
Baldock (BDK)	d		1317						1347	1354					1417			
Letchworth Garden City (LET)	d		1320				1327		1350	1357					1420			1427
Peterborough (PBO)	8 d	1223		1304	1310			1253	1319				1323	1347		1404	1410	
Huntingdon (HUN)	d	1240c						1310c					1340c					
St Neots (SNO)	d	1248						1318					1348					
Sandy (SDY)	d	1255						1325					1355					
Biggleswade (BIW)	d	1300						1330					1400					
Arlesey (ARL)	d	1305						1335					1405					
Hitchin (HIT)	4 d	1311	1325			1333	1341		1355	1403		1411		1425				1433
Stevenage (SVG)	4 d	1317	1331			1339	1347		1401	1409		1417		1431				1439
Knebworth (KBW)	d					1342				1412								1442
Welwyn North (WLW)	d					1346				1416								1446
Welwyn Garden City (WGC)	4 d					1352				1422								1452
Hatfield (HAT)	d					1356				1426								1456
Potters Bar (PBR)	d					1402				1432								1502
Alexandra Palace (AAP)	d					1411				1441								1511
Finsbury Park (FPK)	⊕ a	1336	1351			1415	1406		1421	1445		1436		1451				1515
Finsbury Park (FPK)	⊕ d	1337	1352			1416	1407		1422	1446		1437		1452				1516
London Kings Cross (KGX)	⊕ 15 a			1353	1402	1402	1422	1414		1452	1432		1441		1453	1502	1502	1522
St Pancras International (STP)	⊕ 15 a	1344	1359				1414		1429			1444		1459				
Farringdon (ZFD)	⊕ 3 a	1349	1404				1419		1434			1449		1504				
City Thameslink (CTK)	3 a	1351	1406				1421		1436			1451		1506				
London Blackfriars (BFR)	⊕ 3 a	1353	1408				1423		1438			1453		1508				
London Bridge (LBG)	⊕ 4 a	1359	1414				1429		1444			1459		1514				
East Croydon (ECR)	⊕ a	1415	1428				1445		1458			1515		1528				
Redhill (RDH)	a	1435					1505					1535						
Gatwick Airport (GTW)	↔ 10 a	1446	1444				1516		1514			1546		1544				
Horsham (HRH)	4 a	1510					1540					1610						
Brighton (BTN)	10 a		1518						1548					1618				

NOTES (see introductory pages for explanation of train operator codes and standard symbols)

- a Arrival time
- d Departure time
- c Arrives 3 minutes earlier

Kings Lynn, Ely, Cambridge, Peterborough and Stevenage to London, East Croydon, Gatwick Airport, Horsham and Brighton

Saturdays

Operator 1st Class/Reservations/Bus/Ferry Catering facilities	TL TL	GR GR	TL TL	GN GN	GN GN	TL TL	TL TL	GR GR	GR GR	GN GN	GN GN	TL TL	TL TL	GN GN	GN GN	TL TL	GR GR	TL TL
Kings Lynn (KLN)	d				1345											1445		
Watlington (WTG)	d				1352											1452		
Downham Market (DOW)	d				1359											1459		
Littleport (LTP)	d				1408											1508		
Ely (ELY)	4 a				1416											1516		
Ely (ELY)	4 d				1417					1451						1517		
Waterbeach (WBC)	d				1426					1501						1526		
Cambridge North (CMB)	d				1431					1506						1531		
Cambridge (CBG)	a				1436					1511						1536		
Cambridge (CBG)	d			1421	1424	1442		1451		1512			1521	1524	1542			1551
Cambridge South (CMS)	d			1425	1428	1446		1455		1516			1525	1528	1546			1555
Foxton (FXN)	d				1435											1535		
Shepreth (STH)	d				1437											1537		
Meldreth (MEL)	d				1441											1541		
Royston (RYS)	d			1437	1446			1507					1537	1546				1607
Ashwell & Morden (AWM)	d			1442				1512					1542					1612
Baldock (BDK)	d			1447	1454			1517					1547	1554				1617
Letchworth Garden City (LET)	d			1450	1457			1520				1527	1550	1557				1620
Peterborough (PBO)	8 d	1353	1418				1423		1505	1510			1453				1523	1547
Huntingdon (HUN)	d	1410c					1440c						1510c				1540c	
St Neots (SNO)	d	1418					1448						1518				1548	
Sandy (SDY)	d	1425					1455						1525				1555	
Biggleswade (BIW)	d	1430					1500						1530				1600	
Arlesey (ARL)	d	1435					1505						1535				1605	
Hitchin (HIT)	4 d	1441		1455	1503		1511	1525				1533	1541	1555	1603		1611	1625
Stevenage (SVG)	4 d	1447		1501	1509		1517	1531				1539	1547	1601	1609		1617	1631
Knebworth (KBW)	d				1512							1542			1612			
Welwyn North (WLW)	d				1516							1546			1616			
Welwyn Garden City (WGC)	4 d				1522							1552			1622			
Hatfield (HAT)	d				1526							1556			1626			
Potters Bar (PBR)	d				1532							1602			1632			
Alexandra Palace (AAP)	d				1541							1611			1641			
Finsbury Park (FPK)	⊕ a	1506		1521	1545		1536	1551				1615	1606	1621	1645		1636	1651
Finsbury Park (FPK)	⊕ d	1507		1522	1546		1537	1552				1616	1607	1622	1646		1637	1652
London Kings Cross (KGX)	⊕ 15 a		1516		1552	1532			1553	1602	1603	1624			1652	1632	1638	
St Pancras International (STP)	⊕ 15 a	1514		1529			1544	1559					1614	1629			1644	1659
Farringdon (ZFD)	⊕ 3 a	1519		1534			1549	1604					1619	1634			1649	1704
City Thameslink (CTK)	3 a	1521		1536			1551	1606					1621	1636			1651	1706
London Blackfriars (BFR)	⊕ 3 a	1523		1538			1553	1608					1623	1638			1653	1708
London Bridge (LBG)	⊕ 4 a	1529		1544			1559	1614					1629	1644			1659	1714
East Croydon (ECR)	⊕ a	1545		1558			1615	1628					1645	1658			1715	1728
Redhill (RDH)	a	1605					1635						1705				1735	
Gatwick Airport (GTW)	⊕ 10 a	1616		1614			1646	1644					1716	1714			1746	1744
Horsham (HRH)	4 a	1640					1710						1740				1810	
Brighton (BTN)	10 a			1648				1718						1748				1818

NOTES (see introductory pages for explanation of train operator codes and standard symbols)

- a Arrival time
- d Departure time
- c Arrives 3 minutes earlier

Kings Lynn, Ely, Cambridge, Peterborough and Stevenage to London, East Croydon, Gatwick Airport, Horsham and Brighton

Saturdays

Operator 1st Class/Reservations/Bus/Ferry Catering facilities	GR 1R X	GR 1R X	GN 1	GN 1	TL 1	GR 1R X	TL 1	GN 1	GN 1	TL 1	TL 1	GR 1R X	GR 1R X	GN 1	GN 1	TL 1	TL 1	GN 1
Kings Lynn (KLN)	d								1545									
Watlington (WTG)	d								1552									
Downham Market (DOW)	d								1559									
Littleport (LTP)	d								1608									
Ely (ELY)	4 a								1616									
Ely (ELY)	4 d			1551					1617					1651				
Waterbeach (WBC)	d			1601					1626					1701				
Cambridge North (CMB)	d			1606					1631					1706				
Cambridge (CBG)	a			1611					1636					1711				
Cambridge (CBG)	d			1612			1621	1624	1642		1651			1712			1721	1724
Cambridge South (CMS)	d			1616			1625	1628	1646		1655			1716			1725	1728
Foxton (FXN)	d								1635									1735
Shepreth (STH)	d								1637									1737
Meldreth (MEL)	d								1641									1741
Royston (RYS)	d						1637	1646			1707						1737	1746
Ashwell & Morden (AWM)	d						1642				1712						1742	
Baldock (BDK)	d						1647	1654			1717						1747	1754
Letchworth Garden City (LET)	d				1627		1650	1657			1720				1727		1750	1757
Peterborough (PBO)	8 d	1604	1610			1553	1620				1623		1704	1710			1653	
Huntingdon (HUN)	d					1610c					1640c						1710c	
St Neots (SNO)	d					1618					1648						1718	
Sandy (SDY)	d					1625					1655						1725	
Biggleswade (BIW)	d					1630					1700						1730	
Arlesey (ARL)	d					1635					1705						1735	
Hitchin (HIT)	4 d				1633	1641		1655	1703		1711	1725			1733	1741	1755	1803
Stevenage (SVG)	4 d				1639	1647		1701	1709		1717	1731			1739	1747	1801	1809
Knebworth (KBW)	d				1642				1712						1742			1812
Welwyn North (WLW)	d				1646				1716						1746			1816
Welwyn Garden City (WGC)	4 d				1652				1722						1752			1822
Hatfield (HAT)	d				1656				1726						1756			1826
Potters Bar (PBR)	d				1702				1732						1802			1832
Alexandra Palace (AAP)	d				1711				1741						1811			1841
Finsbury Park (FPK)	a				1715	1706		1721	1745		1736	1751			1815	1806	1821	1845
Finsbury Park (FPK)	a				1716	1707		1722	1746		1737	1752			1816	1807	1822	1846
London Kings Cross (KGX)	15 a	1653	1702	1702	1722		1716		1752	1732			1752	1801	1802	1822	1814	1829
St Pancras International (STP)	15 a					1714		1729			1744	1759					1814	1829
Farringdon (ZFD)	3 a					1719		1734			1749	1804					1819	1834
City Thameslink (CTK)	3 a					1721		1736			1751	1806					1821	1836
London Blackfriars (BFR)	3 a					1723		1738			1753	1808					1823	1838
London Bridge (LBG)	4 a					1729		1744			1759	1814					1829	1844
East Croydon (ECR)	a					1745		1758			1815	1828					1845	1858
Redhill (RDH)	a					1805					1835						1905	
Gatwick Airport (GTW)	10 a					1816		1814			1846	1844					1916	1914
Horsham (HRH)	4 a					1840					1910						1940	
Brighton (BTN)	10 a							1848				1918						1948

NOTES (see introductory pages for explanation of train operator codes and standard symbols)

- a Arrival time
- d Departure time
- c Arrives 3 minutes earlier

Kings Lynn, Ely, Cambridge, Peterborough and Stevenage to London, East Croydon, Gatwick Airport, Horsham and Brighton

Saturdays

Operator 1st Class/Reservations/Bus/Ferry Catering facilities	GN 1	TL 1	GR 1R X	GC 1R CP	TL 1	GR 1R X	GR 1R X	GN 1	GN 1	TL 1	TL 1	GN 1	GN 1	TL 1	TL 1	GR 1R X	GR 1R X	GN 1
Kings Lynn (KLN)	d	1645														1745		1817
Watlington (WTG)	d	1652														1752		1824
Downham Market (DOW)	d	1659														1759		1831
Littleport (LTP)	d	1708														1808		1842
Ely (ELY)	4 a	1716														1816		1851
Ely (ELY)	4 d	1717						1747								1817		1852
Waterbeach (WBC)	d	1726						1757								1826		1901
Cambridge North (CMB)	d	1731						1802								1831		1906
Cambridge (CBG)	a	1736						1807								1836		1911
Cambridge (CBG)	d	1742			1751			1810			1821	1824	1842		1851			1913
Cambridge South (CMS)	d	1746			1755			1814			1825	1828	1846		1855			1916
Foxton (FXN)	d												1835					
Shepreth (STH)	d												1837					
Meldreth (MEL)	d												1841					
Royston (RYS)	d				1807						1837	1846			1907			
Ashwell & Morden (AWM)	d				1812						1842				1912			
Baldock (BDK)	d				1817						1847	1854			1917			
Letchworth Garden City (LET)	d				1820				1827		1850	1857			1920			
Peterborough (PBO)	8 d		1723	1750	1753		1804	1810			1754				1823		1905	1910
Huntingdon (HUN)	d		1740c								1810				1840c			
St Neots (SNO)	d		1748								1818				1848			
Sandy (SDY)	d		1755								1825				1855			
Biggleswade (BIW)	d		1800								1830				1900			
Arlesey (ARL)	d		1805								1835				1905			
Hitchin (HIT)	4 d		1811			1825				1833	1841	1855	1903		1911	1925		
Stevenage (SVG)	4 d		1817			1831				1839	1847	1901	1909		1917	1931		
Knebworth (KBW)	d									1842			1912					
Welwyn North (WLW)	d									1846			1916					
Welwyn Garden City (WGC)	4 d									1852			1922					
Hatfield (HAT)	d									1856			1926					
Potters Bar (PBR)	d									1902			1932					
Alexandra Palace (AAP)	d									1911			1941					
Finsbury Park (FPK)	⊖ a		1836			1851				1915	1906	1921	1945		1936	1951		
Finsbury Park (FPK)	⊖ d		1837			1852				1916	1907	1922	1946		1937	1952		
London Kings Cross (KGX)	⊖ 15 a	1832		1838	1844		1852	1901	1902	1924			1952	1932		1953	2002	2003
St Pancras International (STP)	⊕ 15 a		1844			1859					1914	1929			1944	1959		
Farringdon (ZFD)	⊖ 3 a		1849			1904					1919	1934			1949	2004		
City Thameslink (CTK)	3 a		1851			1906					1921	1936			1951	2006		
London Blackfriars (BFR)	⊖ 3 a		1853			1908					1923	1938			1953	2008		
London Bridge (LBG)	⊖ 4 a		1859			1914					1929	1944			1959	2014		
East Croydon (ECR)	⊖ a		1915			1928					1945	1958			2015	2028		
Redhill (RDH)	a		1934								2005				2035			
Gatwick Airport (GTW)	↔ 10 a		1946			1944					2016	2014			2046	2044		
Horsham (HRH)	4 a		2010								2040				2110			
Brighton (BTN)	10 a					2018						2048				2118		

NOTES (see introductory pages for explanation of train operator codes and standard symbols)

- a Arrival time
- d Departure time
- c Arrives 3 minutes earlier

Kings Lynn, Ely, Cambridge, Peterborough and Stevenage to London, East Croydon, Gatwick Airport, Horsham and Brighton

Saturdays

Operator 1st Class/Reservations/Bus/Ferry Catering facilities	GN □	TL □	GR □ ⊗	GN □	GN □	TL □	GR □ ⊗	TL □	GR □ ⊗	GR □ ⊗	GN □	GN □	TL □	GN □	GN □	TL □	TL □	GR □ ⊗
Kings Lynn (KLN)	d				1845						1919				1949			
Watlington (WTG)	d				1852						1926				1956			
Downham Market (DOW)	d				1859						1933				2003			
Littleport (LTP)	d				1908						1942				2012			
Ely (ELY)	4 a				1916						1951				2020			
Ely (ELY)	4 d				1917						1952				2021			
Waterbeach (WBC)	d				1926						2001				2030			
Cambridge North (CMB)	d				1931						2006				2035			
Cambridge (CBG)	a				1936						2011				2040			
Cambridge (CBG)	d				1921	1942			1951		2013				2024	2042		2051
Cambridge South (CMS)	d				1925	1946			1955		2016				2028	2046		2055
Foxton (FXN)	d				1932										2035			
Shepreth (STH)	d				1934										2037			
Meldreth (MEL)	d				1938										2041			
Royston (RYS)	d				1944				2007						2046			2107
Ashwell & Morden (AWM)	d				1949				2012						2050			2112
Baldock (BDK)	d				1954				2017						2055			2117
Letchworth Garden City (LET)	d	1927			1957				2020				2027		2058			2120
Peterborough (PBO)	8 d		1850	1919			1923	1947		2003	2011				1953			2023
Huntingdon (HUN)	d		1908e				1940c								2010c			2040c
St Neots (SNO)	d		1916				1948								2018			2048
Sandy (SDY)	d		1923				1955								2025			2055
Biggleswade (BIW)	d		1928				2000								2030			2100
Arlesey (ARL)	d		1933				2005								2035			2105
Hitchin (HIT)	4 d	1933	1941		2003		2011		2025				2033	2041	2103		2111	2125
Stevenage (SVG)	4 d	1939	1947		2009		2017		2031				2039	2047	2109		2117	2131
Knebworth (KBW)	d	1942			2012								2042		2112			
Welwyn North (WLW)	d	1946			2016								2046		2116			
Welwyn Garden City (WGC)	4 d	1952			2022								2052		2122			
Hatfield (HAT)	d	1956			2026								2056		2126			
Potters Bar (PBR)	d	2002			2032								2102		2132			
Alexandra Palace (AAP)	d	2011			2041								2111		2141			
Finsbury Park (FPK)	⊕ a	2015	2006		2045		2036		2051				2115	2106	2145		2136	2151
Finsbury Park (FPK)	⊕ d	2016	2007		2046		2037		2052				2116	2107	2146		2137	2152
London Kings Cross (KGX)	⊕ 15 a	2022		2017	2052	2032		2038		2052	2101	2102	2122		2152	2132		2152
St Pancras International (STP)	⊕ 15 a		2014				2044		2059					2114			2144	2159
Farringdon (ZFD)	⊕ 3 a		2019				2049		2104					2119			2149	2204
City Thameslink (CTK)	3 a		2021				2051											
London Blackfriars (BFR)	⊕ 3 a		2023				2053		2108					2123			2153	2208
London Bridge (LBG)	⊕ 4 a		2029				2059		2114					2129			2159	2214
East Croydon (ECR)	⊕ a		2045				2115		2128					2145			2215	2228
Redhill (RDH)	a		2105				2135							2205			2235	
Gatwick Airport (GTW)	↔ 10 a		2116				2146		2144					2216			2246	2244
Horsham (HRH)	4 a		2140				2210							2240			2310	
Brighton (BTN)	10 a								2218									2318

NOTES (see introductory pages for explanation of train operator codes and standard symbols)

- a Arrival time
- d Departure time
- c Arrives 3 minutes earlier
- e Arrives 4 minutes earlier

Kings Lynn, Ely, Cambridge, Peterborough and Stevenage to London, East Croydon, Gatwick Airport, Horsham and Brighton

Saturdays

Operator 1st Class/Reservations/Bus/Ferry Catering facilities	GR 1R X	GN 1	GN 1	TL 1	GN 1	GN 1	TL 1	GR 1R X	TL 1	GN 1	GN 1	TL 1	GN 1	GN 1	TL 1	GR 1R X	TL 1	GN 1
Kings Lynn (KLN)	d		2017				2049			2117					2149			
Watlington (WTG)	d		2024				2056			2124					2156			
Downham Market (DOW)	d		2031				2103			2131					2203			
Littleport (LTP)	d		2040				2112			2140					2212			
Ely (ELY)	4 a		2051				2120			2151					2220			
Ely (ELY)	4 d		2051				2121			2151					2221			
Waterbeach (WBC)	d		2101				2130			2201					2230			
Cambridge North (CMB)	d		2106				2135			2206					2235			
Cambridge (CBG)	a		2111				2140			2211					2240			
Cambridge (CBG)	d		2112			2121	2142			2151	2212				2221	2242		2251
Cambridge South (CMS)	d		2116			2125	2146			2155	2216				2225	2246		2255
Foxton (FXN)	d					2132									2232			
Shepreth (STH)	d					2134									2234			
Meldreth (MEL)	d					2138									2238			
Royston (RYS)	d					2144				2207					2244			2307
Ashwell & Morden (AWM)	d					2149				2212					2249			2312
Baldock (BDK)	d					2154				2217					2254			2317
Letchworth Garden City (LET)	d			2127		2157				2220		2227			2257			2320 2327
Peterborough (PBO)	8 d	2110			2053			2123	2152				2155			2225	2252	
Huntingdon (HUN)	d				2110c			2140c					2210			2240		
St Neots (SNO)	d				2118			2148					2218			2248		
Sandy (SDY)	d				2125			2155					2225			2255		
Biggleswade (BIW)	d				2130			2200					2230			2300		
Arlesey (ARL)	d				2135			2205					2235			2305		
Hitchin (HIT)	4 d			2133	2141	2203		2211		2225		2233	2241	2303		2311		2325 2333
Stevenage (SVG)	4 d			2139	2147	2209		2217	2219s	2231		2239	2247	2309		2317		2331 2339
Knebworth (KBW)	d			2142		2212						2243		2312				2342
Welwyn North (WLW)	d			2146		2216						2246		2316				2346
Welwyn Garden City (WGC)	4 d			2152		2222						2252		2322				2352
Hatfield (HAT)	d			2156		2226						2256		2326				2356
Potters Bar (PBR)	d			2202		2232						2302		2332				0002
Alexandra Palace (AAP)	d			2211		2241						2311		2341				0011
Finsbury Park (FPK)	⊕ a			2215	2206	2245		2236		2251		2315	2305	2345		2335		2351 0015
Finsbury Park (FPK)	⊕ d			2216	2207	2246		2237		2252		2316	2307	2346		2337		2352 0016
London Kings Cross (KGX)	⊕ 15 a	2201	2202	2222		2252	2232	2247		2302	2322		2352	2332	2343	2355	2358	0025
St Pancras International (STP)	⊕ 15 a				2214			2244		2259			2314					
Farringdon (ZFD)	⊕ 3 a				2219			2249		2304			2319					
City Thameslink (CTK)	3 a																	
London Blackfriars (BFR)	⊕ 3 a				2223			2253		2308			2323					
London Bridge (LBG)	⊕ 4 a				2229			2259		2314			2329					
East Croydon (ECR)	⊕ a				2245			2316		2328			2346					
Redhill (RDH)	a				2305			2332					0002					
Gatwick Airport (GTW)	↔ 10 a				2318			2344		2349			0016					
Horsham (HRH)	4 a				2342			0008					0040					
Brighton (BTN)	10 a									0022								

NOTES (see introductory pages for explanation of train operator codes and standard symbols)

- a Arrival time
- d Departure time
- s Stops to set down only
- c Arrives 3 minutes earlier

Kings Lynn, Ely, Cambridge, Peterborough and Stevenage to London, East Croydon, Gatwick Airport, Horsham and Brighton

Saturdays

Operator 1st Class/Reservations/Bus/Ferry	GN □	TL □	TL □	GN □	GN □
Kings Lynn (KLN)	d				2249
Watlington (WTG)	d				2256
Downham Market (DOW)	d				2303
Littleport (LTP)	d				2312
Ely (ELY)	4 a				2320
Ely (ELY)	4 d	2248			2321
Waterbeach (WBC)	d	2258			2330
Cambridge North (CMB)	d	2303			2335
Cambridge (CBG)	a	2308			2340
Cambridge (CBG)	d	2312		2331	2351
Cambridge South (CMS)	d	2316		2335	2355
Foxton (FXN)	d			2342	
Shepreth (STH)	d			2344	
Meldreth (MEL)	d			2348	
Royston (RYS)	d	2328		2353	0007
Ashwell & Morden (AWM)	d			2357	0012
Baldock (BDK)	d			0002	0017
Letchworth Garden City (LET)	d	2338		0006	0020
Peterborough (PBO)	8 d		2257 2318		
Huntingdon (HUN)	d		2312 2334		
St Neots (SNO)	d		2319 2341		
Sandy (SDY)	d		2327 2349		
Biggleswade (BIW)	d		2331 2353		
Arlesey (ARL)	d		2336 2358		
Hitchin (HIT)	4 d		2345 0007	0011	0025
Stevenage (SVG)	4 d		2351 0013	0017	0031
Knebworth (KBW)	d			0020	
Welwyn North (WLW)	d			0024	
Welwyn Garden City (WGC)	4 d			0028	
Hatfield (HAT)	d			0032	
Potters Bar (PBR)	d			0038	
Alexandra Palace (AAP)	d			0046	
Finsbury Park (FPK)	⊖ a		0010 0036	0050	0055
Finsbury Park (FPK)	⊖ d		0011 0037	0050	0056
London Kings Cross (KGX)	⊖ 15 a	0008	0017 0046	0058	0104
St Pancras International (STP)	⊕ ⊖ 15 a				
Farringdon (ZFD)	⊖ 3 a				
City Thameslink (CTK)	3 a				
London Blackfriars (BFR)	⊖ 3 a				
London Bridge (LBG)	⊖ 4 a				
East Croydon (ECR)	⊖ a				
Redhill (RDH)	a				
Gatwick Airport (GTW)	↔ 10 a				
Horsham (HRH)	4 a				
Brighton (BTN)	10 a				

NOTES (see introductory pages for explanation of train operator codes and standard symbols)

a Arrival time
d Departure time

Kings Lynn, Ely, Cambridge, Peterborough and Stevenage to London, East Croydon, Gatwick Airport, Horsham and Brighton

Sundays

Operator	TL	GN	TL	GN	GN	TL		TL	TL	TL	TL	GN	TL	TL	TL	TL	GN	GN
Days of operation/Notes	A	A	A	A	A	A		B	B	B	B	B	B	B	B	B	B	B
1st Class/Reservations/Bus/Ferry	1	1	1	1	1	1		1	1	1	1	1	1	1	1	1	1	1
Kings Lynn (KLN)	d																	
Watlington (WTG)	d																	
Downham Market (DOW)	d																	
Littleport (LTP)	d																	
Ely (ELY)	4 a																	
Ely (ELY)	4 d																	
Waterbeach (WBC)	d																	
Cambridge North (CMB)	d																	
Cambridge (CBG)	a																	
Cambridge (CBG)	d		0631		0651	0723						0631					0651	0723
Cambridge South (CMS)	d		0635		0655	0727						0635					0655	0727
Foxton (FXN)	d				0702												0702	
Shepreth (STH)	d				0704												0704	
Meldreth (MEL)	d				0708												0708	
Royston (RYS)	d		0647		0714	0739						0647					0714	0739
Ashwell & Morden (AWM)	d		0652		0719	0744						0652					0719	0744
Baldock (BDK)	d		0657		0724	0749						0657					0724	0749
Letchworth Garden City (LET)	d		0700		0727	0752						0700					0727	0752
Peterborough (PBO)	8 d	0543		0643			0743		0355				0453					
Huntingdon (HUN)	d	0558		0658			0758		0435a	0440			0533a	0538				
St Neots (SNO)	d	0606		0706			0806			0510				0608				
Sandy (SDY)	d	0614		0714			0813			0530				0628				
Biggleswade (BIW)	d	0618		0718			0818			0540a	0545			0638a	0643			
Arlesey (ARL)	d	0623		0723			0823			0605				0703				
Hitchin (HIT)	4 d	0633	0706	0731	0735	0757	0829				0623a	0633	0706			0721a	0731	0735
Stevenage (SVG)	4 d	0639	0712	0737	0741	0803	0835					0639	0712				0737	0741
Knebworth (KBW)	d	0642			0744							0642						0744
Welwyn North (WLW)	d	0646			0748							0646						0748
Welwyn Garden City (WGC)	4 d	0652	0722		0753							0652	0722					0753
Hatfield (HAT)	d	0656	0726		0757							0656	0726					0757
Potters Bar (PBR)	d	0702	0732		0803							0702	0732					0803
Alexandra Palace (AAP)	d	0711	0741		0812							0711	0741					0812
Finsbury Park (FPK)	⊕ a	0715	0745	0800	0816	0823	0856					0715	0745				0800	0816
Finsbury Park (FPK)	⊖ d	0716	0746	0801	0817	0824	0857					0716	0746				0801	0817
London Kings Cross (KGX)	⊖ 15 a	0724	0754	0809	0823	0830	0903					0724	0754				0809	0823
St Pancras International (STP)	⊕ 15 a																	
Farringdon (ZFD)	⊖ 3 a																	
City Thameslink (CTK)	3 a																	
London Blackfriars (BFR)	⊖ 3 a																	
London Bridge (LBG)	⊖ 4 a																	
East Croydon (ECR)	⊖ a																	
Redhill (RDH)	a																	
Gatwick Airport (GTW)	↔ 10 a																	
Horsham (HRH)	4 a																	
Brighton (BTN)	10 a																	

NOTES (see introductory pages for explanation of train operator codes and standard symbols)

a Arrival time
d Departure time

A Runs until 4 October
B Runs from 11 October

Kings Lynn, Ely, Cambridge, Peterborough and Stevenage to London, East Croydon, Gatwick Airport, Horsham and Brighton

Sundays

Operator	TL	TL	TL	TL		GN	TL	GN	GN	GR	TL	GN	GN	TL	GN	GN	GR	TL
Days of operation/Notes	B	B	B	B														
1st Class/Reservations/Bus/Ferry																		
Catering facilities																		
Kings Lynn (KLN)	d							0745							0845			
Watlington (WTG)	d							0752							0852			
Downham Market (DOW)	d							0759							0859			
Littleport (LTP)	d							0808							0908			
Ely (ELY)	4 a							0816							0916			
Ely (ELY)	4 d							0817							0917			
Waterbeach (WBC)	d							0826							0926			
Cambridge North (CMB)	d							0831							0931			
Cambridge (CBG)	a							0836							0936			
Cambridge (CBG)	d					0751	0823	0842				0851		0923	0942			
Cambridge South (CMS)	d					0755	0827	0846				0855		0927	0946			
Foxton (FXN)	d					0802						0902						
Shepreth (STH)	d					0804						0904						
Meldreth (MEL)	d					0808						0908						
Royston (RYS)	d					0814	0839		0844			0914		0939				
Ashwell & Morden (AWM)	d					0819	0844		0849			0919		0944				
Baldock (BDK)	d					0824	0849		0854			0924		0949				
Letchworth Garden City (LET)	d					0827	0852		0857			0927		0952		0957		
Peterborough (PBO)	8 d	0551			0743					0906	0843		0900				0949	0943
Huntingdon (HUN)	d	0631a	0636		0758						0858		0918c					0958
St Neots (SNO)	d		0706		0806						0906		0926					1006
Sandy (SDY)	d		0726		0813						0913							1013
Biggleswade (BIW)	d		0736a	0741	0818						0918		0938					1018
Arlesey (ARL)	d			0801	0823						0923							1023
Hitchin (HIT)	4 d			0819a	0829		0833	0857		0903		0929	0933		0957		1003	1029
Stevenage (SVG)	4 d				0835		0839	0903		0909		0935	0939	0952	1003		1009	1035
Knebworth (KBW)	d						0842			0912			0942				1012	
Welwyn North (WLW)	d						0846			0916			0946				1016	
Welwyn Garden City (WGC)	4 d						0852			0922			0952				1022	
Hatfield (HAT)	d						0856			0926			0956				1026	
Potters Bar (PBR)	d						0902			0932			1002				1032	
Alexandra Palace (AAP)	d						0911			0941			1011				1041	
Finsbury Park (FPK)	a				0856		0915	0923		0945		0955	1015		1023		1045	1056
Finsbury Park (FPK)	a				0857		0916	0926		0946		0957	1016		1026		1046	1057
London Kings Cross (KGX)	15 a				0903		0922		0933	0952	0955	1004	1022	1015		1033	1052	1103
St Pancras International (STP)	15 a							0934							1034			
Farringdon (ZFD)	3 a							0939							1039			
City Thameslink (CTK)	3 a																	
London Blackfriars (BFR)	3 a							0943							1043			
London Bridge (LBG)	4 a							0950							1050			
East Croydon (ECR)	a							1005							1105			
Redhill (RDH)	a																	
Gatwick Airport (GTW)	10 a							1020							1120			
Horsham (HRH)	4 a																	
Brighton (BTN)	10 a							1053							1153			

NOTES (see introductory pages for explanation of train operator codes and standard symbols)

- a Arrival time
- d Departure time
- c Arrives 4 minutes earlier

B Runs from 11 October

Kings Lynn, Ely, Cambridge, Peterborough and Stevenage to London, East Croydon, Gatwick Airport, Horsham and Brighton

Sundays

Operator 1st Class/Reservations/Bus/Ferry Catering facilities	GN 1	GR 1R X	GR 1R X	GR 1R X	GN 1	TL 1	GN 1	GN 1	GR 1R X	GR 1R X	TL 1	GN 1	GN 1	TL 1	GN 1	GR 1R X	TL 1	GR 1R X
Kings Lynn (KLN)	d						0945									1045		
Watlington (WTG)	d						0952									1052		
Downham Market (DOW)	d						0959									1059		
Littleport (LTP)	d						1008									1108		
Ely (ELY)	4 a						1016									1116		
Ely (ELY)	4 d						1017									1117		
Waterbeach (WBC)	d						1026									1126		
Cambridge North (CMB)	d						1031									1131		
Cambridge (CBG)	a						1036									1136		
Cambridge (CBG)	d	0951				1023	1042					1051		1123	1142			
Cambridge South (CMS)	d	0955				1027	1046					1055		1127	1146			
Foxton (FXN)	d	1002										1102						
Shepreth (STH)	d	1004										1104						
Meldreth (MEL)	d	1008										1108						
Royston (RYS)	d	1014				1039						1114		1139				
Ashwell & Morden (AWM)	d	1019				1044						1119		1144				
Baldock (BDK)	d	1024				1049						1124		1149				
Letchworth Garden City (LET)	d	1027				1052		1057				1127		1152				
Peterborough (PBO)	8 d		1005	1009	1024	1000			1105	1109	1043		1100			1149	1143	1204
Huntingdon (HUN)	d					1018c					1058		1118c				1158	
St Neots (SNO)	d					1026					1106		1126				1206	
Sandy (SDY)	d										1113						1213	
Biggleswade (BIW)	d					1038					1118		1138				1218	
Arlesey (ARL)	d										1123						1223	
Hitchin (HIT)	4 d	1033				1057		1103			1129	1133		1157			1229	
Stevenage (SVG)	4 d	1039				1052	1103	1109			1135	1139	1152	1203			1235	
Knebworth (KBW)	d	1042						1112				1142						
Welwyn North (WLW)	d	1046						1116				1146						
Welwyn Garden City (WGC)	4 d	1052						1122				1152						
Hatfield (HAT)	d	1056						1126				1156						
Potters Bar (PBR)	d	1102						1132				1202						
Alexandra Palace (AAP)	d	1111						1141				1211						
Finsbury Park (FPK)	⊖ a	1115				1123	1145				1156	1215		1223			1255	
Finsbury Park (FPK)	⊖ d	1116				1126	1146				1157	1216		1226			1256	
London Kings Cross (KGX)	⊖ 15 a	1122	1054	1058	1113	1115	1133	1152	1155	1159	1203	1222	1216		1234	1239	1302	1253
St Pancras International (STP)	⊖ 15 a					1134								1234				
Farringdon (ZFD)	⊖ 3 a					1139								1239				
City Thameslink (CTK)	3 a																	
London Blackfriars (BFR)	⊖ 3 a					1143								1243				
London Bridge (LBG)	⊖ 4 a					1150								1250				
East Croydon (ECR)	⊖ a					1205								1305				
Redhill (RDH)	a																	
Gatwick Airport (GTW)	↔ 10 a					1220								1320				
Horsham (HRH)	4 a																	
Brighton (BTN)	10 a					1253								1353				

NOTES (see introductory pages for explanation of train operator codes and standard symbols)

- a Arrival time
- d Departure time
- c Arrives 4 minutes earlier

Kings Lynn, Ely, Cambridge, Peterborough and Stevenage to London, East Croydon, Gatwick Airport, Horsham and Brighton

Sundays

Operator 1st Class/Reservations/Bus/Ferry Catering facilities	GR 1R X	GR 1R X	GN 1	TL 1	GN 1	TL 1	GR 1R X	GR 1R X	GN 1	TL 1	GN 1	TL 1	GR 1R X	GR 1R X	GR 1R X	GR 1R X	GN 1	TL 1
Kings Lynn (KLN)	d				1145						1245							
Watlington (WTG)	d				1152						1252							
Downham Market (DOW)	d				1159						1259							
Littleport (LTP)	d				1208						1308							
Ely (ELY)	4 a				1216						1316							
Ely (ELY)	4 d				1217						1317							
Waterbeach (WBC)	d				1226						1326							
Cambridge North (CMB)	d				1231						1331							
Cambridge (CBG)	a				1236						1336							
Cambridge (CBG)	d			1151	1223	1242				1251	1323	1342					1351	1423
Cambridge South (CMS)	d			1155	1227	1246				1255	1327	1346					1355	1427
Foxton (FXN)	d			1202						1302							1402	
Shepreth (STH)	d			1204						1304							1404	
Meldreth (MEL)	d			1208						1308							1408	
Royston (RYS)	d			1214	1239					1314	1339						1414	1439
Ashwell & Morden (AWM)	d			1219	1244					1319	1344						1419	1444
Baldock (BDK)	d			1224	1249					1324	1349						1424	1449
Letchworth Garden City (LET)	d			1227	1252					1327	1352						1427	1452
Peterborough (PBO)	8 d	1209	1219				1243	1304	1309				1343	1349	1404	1409	1417	
Huntingdon (HUN)	d						1258						1358					
St Neots (SNO)	d						1306						1406					
Sandy (SDY)	d						1313						1413					
Biggleswade (BIW)	d						1318						1418					
Arlesey (ARL)	d						1323						1423					
Hitchin (HIT)	4 d			1233	1257		1329			1333	1357		1429				1433	1457
Stevenage (SVG)	4 d			1239	1303		1335			1339	1403		1435				1439	1503
Knebworth (KBW)	d			1242						1342							1442	
Welwyn North (WLW)	d			1246						1346							1446	
Welwyn Garden City (WGC)	4 d			1252						1352							1452	
Hatfield (HAT)	d			1256						1356							1456	
Potters Bar (PBR)	d			1302						1402							1502	
Alexandra Palace (AAP)	d			1311						1411							1511	
Finsbury Park (FPK)	a			1315	1323		1356			1415	1423		1456				1515	1523
Finsbury Park (FPK)	d			1316	1326		1357			1416	1426		1457				1516	1526
London Kings Cross (KGX)	15 a	1259	1313	1322		1333	1403	1353	1359	1422		1433	1503	1440	1453	1459	1513	1522
St Pancras International (STP)	15 a				1334						1434							1534
Farringdon (ZFD)	3 a				1339						1439							1539
City Thameslink (CTK)	3 a																	
London Blackfriars (BFR)	3 a				1343						1443							1543
London Bridge (LBG)	4 a				1350						1451							1551
East Croydon (ECR)	a				1405						1505							1605
Redhill (RDH)	a																	
Gatwick Airport (GTW)	10 a				1420						1520							1620
Horsham (HRH)	4 a																	
Brighton (BTN)	10 a				1453						1553							1653

NOTES (see introductory pages for explanation of train operator codes and standard symbols)

a Arrival time
d Departure time

Kings Lynn, Ely, Cambridge, Peterborough and Stevenage to London, East Croydon, Gatwick Airport, Horsham and Brighton

Sundays

Operator 1st Class/Reservations/Bus/Ferry Catering facilities	GN I	TL I	GR I R X X	GR I R X X	GN I	TL I	GN I	TL I	GR I R X X	GR I R X X	GR I R X X	GR I R X X	GN I	HT I R X	TL I	GN I	TL I	GR I R X
Kings Lynn (KLN)	d	1345					1445									1545		
Watlington (WTG)	d	1352					1452									1552		
Downham Market (DOW)	d	1359					1459									1559		
Littleport (LTP)	d	1408					1508									1608		
Ely (ELY)	4 a	1416					1516									1616		
Ely (ELY)	4 d	1417					1517									1617		
Waterbeach (WBC)	d	1426					1526									1626		
Cambridge North (CMB)	d	1431					1531									1631		
Cambridge (CBG)	a	1436					1536									1636		
Cambridge (CBG)	d	1442			1451	1523	1542						1551		1623	1642		
Cambridge South (CMS)	d	1446			1455	1527	1546						1555		1627	1646		
Foxton (FXN)	d				1502								1602					
Shepreth (STH)	d				1504								1604					
Meldreth (MEL)	d				1508								1608					
Royston (RYS)	d				1514	1539							1614		1639			
Ashwell & Morden (AWM)	d				1519	1544							1619		1644			
Baldock (BDK)	d				1524	1549							1624		1649			
Letchworth Garden City (LET)	d				1527	1552							1627		1652			
Peterborough (PBO)	8 d		1443	1504	1509			1543	1549	1605	1610	1620					1643	1704
Huntingdon (HUN)	d		1458					1558									1658	
St Neots (SNO)	d		1506					1606									1706	
Sandy (SDY)	d		1513					1613									1713	
Biggleswade (BIW)	d		1518					1618									1718	
Arlesey (ARL)	d		1523					1623									1723	
Hitchin (HIT)	4 d		1529			1533	1557	1629					1633		1657		1729	
Stevenage (SVG)	4 d		1535			1539	1603	1635					1639	1652	1703		1735	
Knebworth (KBW)	d					1542							1642					
Welwyn North (WLW)	d					1546							1646					
Welwyn Garden City (WGC)	4 d					1552							1652					
Hatfield (HAT)	d					1556							1656					
Potters Bar (PBR)	d					1602							1702					
Alexandra Palace (AAP)	d					1611							1711					
Finsbury Park (FPK)	a		1556			1615	1623	1656					1715		1723		1756	
Finsbury Park (FPK)	d		1557			1616	1626	1657					1716		1726		1757	
London Kings Cross (KGX)	15 a	1534	1603	1553	1559	1622		1634	1703	1638	1654	1700	1713	1722	1714	1735	1803	1752
St Pancras International (STP)	15 a						1634									1734		
Farringdon (ZFD)	3 a						1639									1739		
City Thameslink (CTK)	3 a																	
London Blackfriars (BFR)	3 a						1643									1743		
London Bridge (LBG)	4 a						1651									1751		
East Croydon (ECR)	a						1705									1805		
Redhill (RDH)	a																	
Gatwick Airport (GTW)	10 a						1720									1820		
Horsham (HRH)	4 a																	
Brighton (BTN)	10 a						1753									1853		

NOTES (see introductory pages for explanation of train operator codes and standard symbols)

a Arrival time
d Departure time

Kings Lynn, Ely, Cambridge, Peterborough and Stevenage to London, East Croydon, Gatwick Airport, Horsham and Brighton

Sundays

Operator 1st Class/Reservations/Bus/Ferry Catering facilities	GR 1R X	GN 1	TL 1	GN 1	TL 1	GR 1R X	GR 1R X	GR 1R X	GN 1	GN 1	TL 1	GN 1	TL 1	GR 1R X	GR 1R X	GR 1R X	GN 1	TL 1
Kings Lynn (KLN)	d			1645						1710		1745						
Watlington (WTG)	d			1652						1717		1752						
Downham Market (DOW)	d			1659						1724		1759						
Littleport (LTP)	d			1708						1733		1808						
Ely (ELY)	4 a			1716						1741		1816						
Ely (ELY)	4 d			1717						1744		1817						
Waterbeach (WBC)	d			1726						1753		1826						
Cambridge North (CMB)	d			1731						1758		1831						
Cambridge (CBG)	a			1736						1803		1836						
Cambridge (CBG)	d		1651	1723	1742					1751	1805	1823	1842				1851	1923
Cambridge South (CMS)	d		1655	1727	1746					1755	1809	1827	1846				1855	1927
Foxton (FXN)	d		1702							1802							1902	
Shepreth (STH)	d		1704							1804							1904	
Meldreth (MEL)	d		1708							1808							1908	
Royston (RYS)	d		1714	1739						1814	1824e	1839					1914	1939
Ashwell & Morden (AWM)	d		1719	1744						1819		1844					1919	1944
Baldock (BDK)	d		1724	1749						1824		1849					1924	1949
Letchworth Garden City (LET)	d		1727	1752						1827	1834	1852					1927	1952
Peterborough (PBO)	8 d	1709				1743	1748	1805	1809					1843	1904	1909	1917	
Huntingdon (HUN)	d					1758								1858				
St Neots (SNO)	d					1806								1906				
Sandy (SDY)	d					1813								1913				
Biggleswade (BIW)	d					1818								1918				
Arlesey (ARL)	d					1823								1923				
Hitchin (HIT)	4 d		1733	1757		1829				1833		1857		1929			1933	1957
Stevenage (SVG)	4 d		1739	1803		1835				1839		1903		1935			1939	2003
Knebworth (KBW)	d		1742							1842							1942	
Welwyn North (WLW)	d		1746							1846							1946	
Welwyn Garden City (WGC)	4 d		1752							1852							1952	
Hatfield (HAT)	d		1756							1856							1956	
Potters Bar (PBR)	d		1802							1902							2002	
Alexandra Palace (AAP)	d		1811							1911							2011	
Finsbury Park (FPK)	a		1815	1823		1856				1915		1923		1955			2015	2023
Finsbury Park (FPK)	a		1816	1826		1857				1916		1926		1957			2016	2026
London Kings Cross (KGX)	15 a	1801	1822		1833	1903	1839	1853	1859	1922	1905		1936	2003	1952	1959	2012	2022
St Pancras International (STP)	15 a			1834								1934						2034
Farringdon (ZFD)	3 a			1839								1939						2039
City Thameslink (CTK)	3 a																	
London Blackfriars (BFR)	3 a			1843								1943						2043
London Bridge (LBG)	4 a			1851								1951						2051
East Croydon (ECR)	a			1905								2005						2105
Redhill (RDH)	a																	
Gatwick Airport (GTW)	10 a			1920								2020						2120
Horsham (HRH)	4 a																	
Brighton (BTN)	10 a			1953								2053						2153

NOTES (see introductory pages for explanation of train operator codes and standard symbols)

- a Arrival time
- d Departure time
- e Arrives 3 minutes earlier

Kings Lynn, Ely, Cambridge, Peterborough and Stevenage to London, East Croydon, Gatwick Airport, Horsham and Brighton

Sundays

Operator 1st Class/Reservations/Bus/Ferry Catering facilities	GN I	TL I	GR I R X	GR I R X	GR I R X	GN I	TL I	GN I	TL I	GR I R X	GR I R X	GN I	TL I	GN I	GR I R X	TL I	GR I R X	GN I
Kings Lynn (KLN)	d	1845						1945						2045				
Watlington (WTG)	d	1852						1952						2052				
Downham Market (DOW)	d	1859						1959						2059				
Littleport (LTP)	d	1908						2008						2108				
Ely (ELY)	4 a	1916						2016						2116				
Ely (ELY)	4 d	1917						2017						2117				
Waterbeach (WBC)	d	1926						2026						2126				
Cambridge North (CMB)	d	1931						2031						2131				
Cambridge (CBG)	a	1936						2036						2136				
Cambridge (CBG)	d	1942				1951	2023	2042				2051	2123	2142				2151
Cambridge South (CMS)	d	1946				1955	2027	2046				2055	2127	2146				2155
Foxton (FXN)	d					2002						2102						2202
Shepreth (STH)	d					2004						2104						2204
Meldreth (MEL)	d					2008						2108						2208
Royston (RYS)	d					2014	2039					2114	2140					2214
Ashwell & Morden (AWM)	d					2019	2044					2119	2145					2219
Baldock (BDK)	d					2024	2049					2124	2150					2224
Letchworth Garden City (LET)	d					2027	2052					2127	2153					2227
Peterborough (PBO)	8 d		1943	1950	2005	2010				2043	2104	2109				2150	2143	2220
Huntingdon (HUN)	d		1958							2058							2158	
St Neots (SNO)	d		2006							2106							2206	
Sandy (SDY)	d		2013							2113							2213	
Biggleswade (BIW)	d		2018							2118							2218	
Arlesey (ARL)	d		2023							2123							2223	
Hitchin (HIT)	4 d		2029				2033	2057		2129			2133	2158			2229	2233
Stevenage (SVG)	4 d		2035				2039	2103		2135			2139	2204		2218s	2235	2239
Knebworth (KBW)	d						2042						2142					2242
Welwyn North (WLW)	d						2046						2146					2246
Welwyn Garden City (WGC)	4 d						2052						2152					2252
Hatfield (HAT)	d						2056						2156					2256
Potters Bar (PBR)	d						2102						2202					2302
Alexandra Palace (AAP)	d						2111						2211					2311
Finsbury Park (FPK)	⊕ a		2055				2115	2123		2156			2215	2224			2256	2315
Finsbury Park (FPK)	⊕ d		2057				2116	2126		2157			2216	2226			2257	2316
London Kings Cross (KGX)	⊕ 15 a	2033	2103	2039	2053	2059	2122		2133	2203	2152	2159	2222		2233	2245	2303	2310
St Pancras International (STP)	⊕ 15 a							2134						2234				
Farringdon (ZFD)	⊕ 3 a							2139						2239				
City Thameslink (CTK)	3 a																	
London Blackfriars (BFR)	⊕ 3 a							2143						2243				
London Bridge (LBG)	⊕ 4 a							2151						2251				
East Croydon (ECR)	⊕ a							2205						2305				
Redhill (RDH)	a																	
Gatwick Airport (GTW)	↔ 10 a							2220						2320				
Horsham (HRH)	4 a																	
Brighton (BTN)	10 a							2253						2353				

NOTES (see introductory pages for explanation of train operator codes and standard symbols)

- a Arrival time
- d Departure time
- s Stops to set down only

Kings Lynn, Ely, Cambridge, Peterborough and Stevenage to London, East Croydon, Gatwick Airport, Horsham and Brighton

Sundays

Operator 1st Class/Reservations/Bus/Ferry Catering facilities	GN I	GN I	GR I R X	GN I	TL I	GR I R X	GN I
Kings Lynn (KLN)	d	2145					2245
Watlington (WTG)	d	2152					2252
Downham Market (DOW)	d	2159					2259
Littleport (LTP)	d	2208					2308
Ely (ELY)	4 a	2216					2316
Ely (ELY)	4 d	2217					2317
Waterbeach (WBC)	d	2226					2326
Cambridge North (CMB)	d	2231					2331
Cambridge (CBG)	a	2236					2336
Cambridge (CBG)	d	2223	2242	2251			2342
Cambridge South (CMS)	d	2227	2246	2255			2346
Foxton (FXN)	d			2302			2353
Shepreth (STH)	d			2304			2355
Meldreth (MEL)	d			2308			2359
Royston (RYS)	d	2239		2314			0004
Ashwell & Morden (AWM)	d	2244		2319			0009
Baldock (BDK)	d	2249		2324			0014
Letchworth Garden City (LET)	d	2252		2327			0017
Peterborough (PBO)	8 d		2249		2255	2339	
Huntingdon (HUN)	d				2310		
St Neots (SNO)	d				2318		
Sandy (SDY)	d				2325		
Biggleswade (BIW)	d				2330		
Arlesey (ARL)	d				2335		
Hitchin (HIT)	4 d	2257		2333	2344		0023
Stevenage (SVG)	4 d	2303	2326s	2339	2350		0029
Knebworth (KBW)	d			2342			0032
Welwyn North (WLW)	d			2346			0036
Welwyn Garden City (WGC)	4 d			2352			0042
Hatfield (HAT)	d			2356			0046
Potters Bar (PBR)	d			0002			0052
Alexandra Palace (AAP)	d			0011			0101
Finsbury Park (FPK)	⊖ a	2323		0015	0010		0105
Finsbury Park (FPK)	⊖ d	2324		0016	0011		0106
London Kings Cross (KGX)	⊖ 15 a	2330	2333	2351	0024	0017	0051
St Pancras International (STP)	⊖ 15 a						
Farringdon (ZFD)	⊖ 3 a						
City Thameslink (CTK)	⊖ 3 a						
London Blackfriars (BFR)	⊖ 3 a						
London Bridge (LBG)	⊖ 4 a						
East Croydon (ECR)	⊖ a						
Redhill (RDH)	a						
Gatwick Airport (GTW)	↔ 10 a						
Horsham (HRH)	4 a						
Brighton (BTN)	10 a						

NOTES (see introductory pages for explanation of train operator codes and standard symbols)

- a Arrival time
- d Departure time
- s Stops to set down only